



# STAKE LIGHTS SL-36-SERIES

## SPECIFICATIONS

**CONSTRUCTION:** Extruded unfinished copper (.040" thick)

**LENS HOLDER:** Natural type M unfinished copper (.050" thick)

**LENS:** Clear tempered flat glass

**SOCKET:** GZ4 base, bi-pin, ceramic with 250°C wires for SL-36-MR8 and SL-36-MR11; GU 5.3 base bi-pin, ceramic with 250° C silicone lead wires for SL-36-MR16

**LAMP LIFE:** 2000 hours average rating for MR8 and MR11. 5000 hours average rating for MR16

**WIRING:** Black 4 foot 18/2 zip cord

**CONNECTION:** FA-05 Quick Connector (not supplied) from fixture to main cable (12/2, 10/2 or 8/2 only)

**FINISH:** Optional finishes available



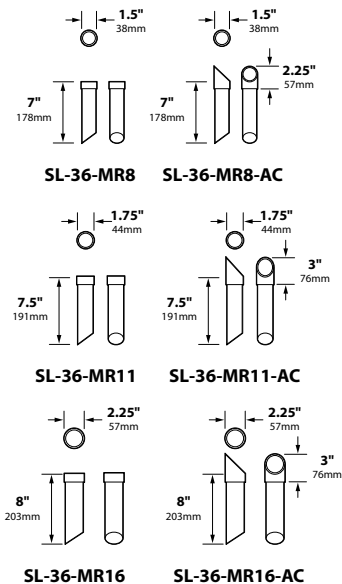
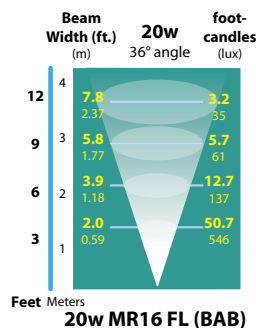
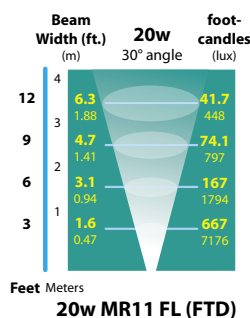
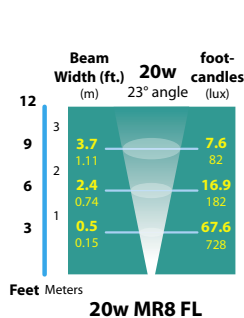
**SL-36-MR8  
SL-36-MR8-AC**



## ORDERING INFORMATION

CATALOG NO.	DESCRIPTION	MAX. WATTAGE	LAMP SUPPLIED	STANDARD FINISH
SL-36-MR8	Laser copper stake light	20	20w MR8 FL	Unfinished copper
SL-36-MR8-AC	Laser copper stake light with angle collar	20	20w MR8 FL	Unfinished copper
SL-36-MR11	Micro copper stake light	20	20w MR11 FL (FTD)	Unfinished copper
SL-36-MR11-AC	Micro copper stake light	20	20w MR11 FL (FTD)	Unfinished copper
SL-36-MR16	Mini copper stake light	20	20w MR16 FL (BAB)	Unfinished copper
SL-36-MR16-AC	Mini copper stake light	20	20w MR16 FL (BAB)	Unfinished copper

## LIGHT DISTRIBUTIONS AND PHOTOMETRICS



## ACCESSORIES

### RECOMMENDED ENHANCEMENTS FOR SL-36 SERIES:

FA-08-36C-8	Round 1/8" Hex Cell Louver
FA-11-36C-8-BLUE	Blue Tempered Glass Lens
FA-11-36C-8-GREEN	Green Tempered Glass Lens
FA-98-36C-8	Linear Spread Tempered Glass Lens
FA-104-36C-8	Wide Spread Tempered Glass Lens Softener

### RECOMMENDED ENHANCEMENTS FOR SL-36 SERIES:

FA-08-36C-11	Round 1/8" Hex Cell Louver
FA-11-36C-11-BLUE	Blue Tempered Glass Lens
FA-11-36C-11-GREEN	Green Tempered Glass Lens
FA-98-36C-11	Linear Spread Tempered Glass Lens
FA-104-36C-11	Wide Spread Tempered Glass Lens Softener

### RECOMMENDED ENHANCEMENTS FOR SL-36 SERIES:

FA-08-36C-16	Round 1/8" Hex Cell Louver
FA-11-36C-16-BLUE	Blue Tempered Glass Lens
FA-11-36C-16-GREEN	Green Tempered Glass Lens
FA-98-36C-16	Linear Spread Tempered Glass Lens
FA-104-36C-16	Wide Spread Tempered Glass Lens Softener

FSA-00

Powder Coat Finishes	Black Texture (Standard)	Antique Verde	Bronze Texture	Camel	White Texture	Hunter Texture	Rust	Weathered Iron	Weathered Brown	Stucco	Rubbed Verde	Chrome Powder	Terra Cotta
Ordering Code	-BLT	-ATV	-BRT	-CAM	-WTX	-HTX	-RST	-WIR	-WBR	-STU	-RBV	-CPR	-TRC

## JOB INFORMATION

Type:	Date:
Job Name:	
Cat. No.:	
Lamp(s):	
Specifier:	
Contractor:	
Notes:	

**FOCUS INDUSTRIES INC.**  
25301 COMMERCE DRIVE  
LAKE FOREST, CA 92630

[www.focusindustries.com](http://www.focusindustries.com)  
[sales@focusindustries.com](mailto:sales@focusindustries.com)  
(949) 830-1350 • FAX (949) 830-3390





**FOCUS™**  
INDUSTRIES

**INSTALLATION INSTRUCTIONS (12v)**  
**FOR STAKE LIGHT FIXTURES**

Inspected by

- 1) Stake fixture into ground.
- 2) Wire to 12v power supply using FA-05 Quick Connector (not supplied).
- 3) Turn on power to check for proper operation, and proper aiming of fixture.

**LAMP INSTALLATION/REPLACEMENT**

**CAUTION: Do not exceed maximum wattage marked on fixture label.**

- 1) Remove cap from fixture.
- 2) While holding ceramic socket, remove MR16 light bulb and replace with same wattage/type.
- 3) Reinstall cap and check for proper operation.