



HANGING FIXTURES SL-39-SERIES

SPECIFICATIONS

CONSTRUCTION-SL-39-BRS: Cast brass mini Bullet
SL-39: Cast aluminum mini Bullet
 All equipped with 18" long baby oval brass chain with cast brass hoop

LENS: 1/8" clear tempered glass

GASKET: High temperature silicone red O-ring

LAMP: 20 watt, MR8 FL (20 watt max.)

LAMP LIFE: 2000 hours average rating

SOCKET: High temperature ceramic G24 bi-pin with 250° C silicone lead wires

WIRING: Black 2 foot 18/2 zip cord. Consult factory for additional lengths

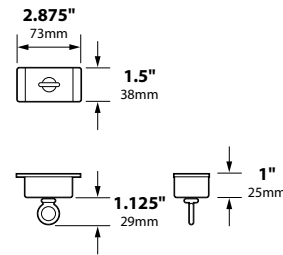
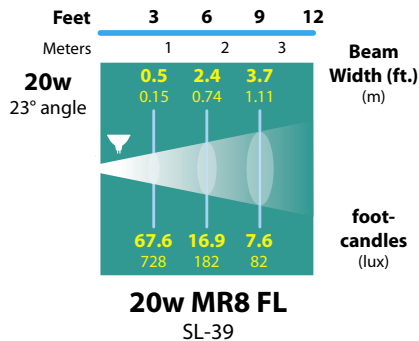
MOUNT: FA-111-SM-H hanging fixture mini junction box

FINISH-SL-39-BRS: Unfinished brass
SL-39: Black texture polyester powder coat-optional finishes available

ORDERING INFORMATION

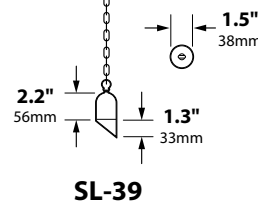
| CATALOG NO. | DESCRIPTION |
|-------------|--|
| SL-39 | 1.5" cast aluminum Hanging mini Bullet |
| SL-39-BRS | 1.5" cast brass Hanging mini Bullet |

LIGHT DISTRIBUTIONS AND PHOTOMETRICS



FA-111-SM-H

SL-39-BRS



SL-39



ACCESSORIES

RECOMMENDED ENHANCEMENTS FOR SL-39 SERIES:

- FA-08-23** Round 1/8" Hex Cell Louver
- FA-11-23-BLUE** Blue Tempered Glass Lens
- FA-11-23-GREEN** Green Tempered Glass Lens
- FA-104-23** Wide Spread Tempered Glass Lens Softener

12v. fixtures: 25 foot 16/2 fixture lead wire available; add **-25F** to catalog number.
 For use with Focus CPC or hub supplied by others.

FSA-00

| Powder Coat Finishes | Black Texture (Standard) | Antique Verde | Bronze Texture | Camel | White Texture | Hunter Texture | Rust | Weathered Iron | Weathered Brown | Stucco | Rubbed Verde | Chrome Powder | Terra Cotta |
|----------------------|--------------------------|---------------|----------------|-------------|---------------|----------------|-------------|----------------|-----------------|-------------|--------------|---------------|-------------|
| Ordering Code | -BLT | -ATV | -BRT | -CAM | -WTX | -HTX | -RST | -WIR | -WBR | -STU | -RBV | -CPR | -TRC |

JOB INFORMATION

Type: _____ Date: _____

Job Name: _____

Cat. No.: _____

Lamp(s): _____

Specifier: _____

Contractor: _____

Notes: _____

FOCUS INDUSTRIES INC.
 25301 COMMERCENTRE DRIVE
 LAKE FOREST, CA 92630

www.focusindustries.com
sales@focusindustries.com
 (949) 830-1350 • FAX (949) 830-3390

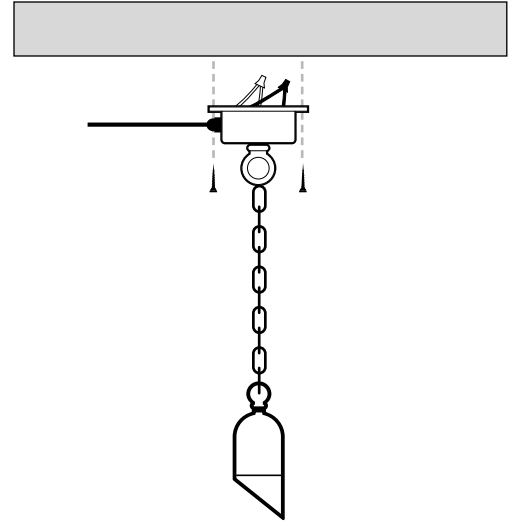


FOCUS[™]
INDUSTRIES

**INSTALLATION INSTRUCTIONS (12V)
FOR SL-39 HANGING LIGHT FIXTURES**

Inspected by

- 1) Using Junction Box as a template mark holes to attach to surface. Drill hole if necessary.
- 2) Bring in 12v supply wire through liquid tight connector and wire to 18/2c zip cord using blue wirenuts provided.
- 3) Attach/screw box to surface with appropriate fastener. Wire supply wire to 12v and check for proper installation.



For Questions Call 1-888-882-1350