



# HANGING FIXTURES SL-34-SERIES

## SPECIFICATIONS

**CONSTRUCTION:** Extruded copper cylinder, 18" long baby oval brass chain with cast brass hoop

**WIRING:** Black 2 foot 18/2 zip cord. Consult factory for additional lengths

**SOCKET-SL-34-MR8, SL-34-MR11:** GZ4 base, bi-pin, ceramic with 250°C wires

**SL-34-MR16:** GU5.3 base bi-pin, ceramic with 250°C wires

**SL-34-S8/H:** Single contact bayonet, brass nickel plated screw shell (Ba15s) with 200°C lead wires

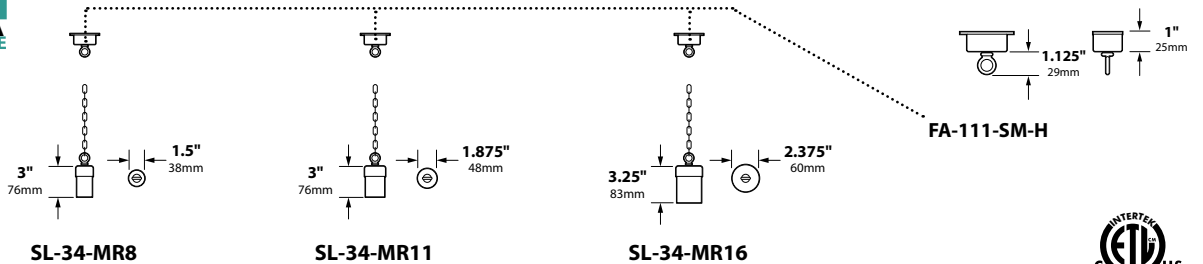

**SL-34-AR12:** Double contact bayonet, brass nickel plated screw shell (Ba15d) with 200°C lead wires

**MOUNT:** FA-111-SM-H hanging fixture mini junction box

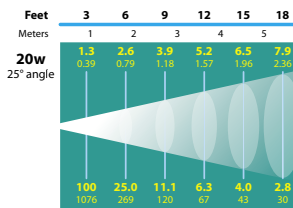
**STANDARD FINISH:** Unfinished copper-optional finishes available

## ORDERING INFORMATION

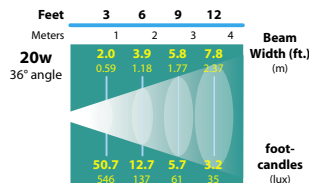
CATALOG NO.	DESCRIPTION	MAX. WATTAGE	LAMP SUPPLIED
SL-34-S8	Extruded copper hanging light	25w	18 watt (#1141), SC
SL-34-MR8	Extruded copper hanging light	25w	20 watt MR8 FL
SL-34-H	Extruded copper hanging light	25w	20 watt T-4 halogen, SC
SL-34-HBP	Extruded copper hanging light	25w	20 watt T-3 halogen, bi-pin
SL-34-MR11	Extruded copper hanging light	20w	20 watt MR11 FL (FTD)
SL-34-ALR12	Extruded copper hanging light	20w	20 watt ALR12 FL (GBF)
SL-34-MR16	Extruded copper hanging light	20w	20 watt MR16 FL (BAB)



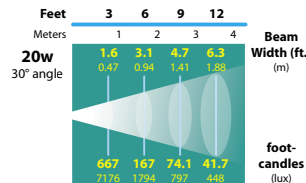
## LIGHT DISTRIBUTIONS AND PHOTOMETRICS



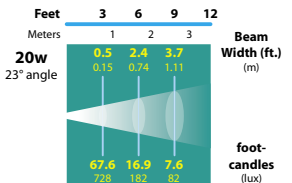
**20w ALR12 FL (GBF)**  
FOR SL-34-ALR12



**20w MR16 FL (BAB)**  
FOR SL-34-MR16



**20w MR11 FL (FTD)**  
FOR SL-34-MR11



**20w MR8 FL**  
FOR SL-34-MR8

## ACCESSORIES

### RECOMMENDED ENHANCEMENTS FOR SL-34 SERIES (SC):

**FA-08-23** Round 1/8" Mini Hex Cell Louver

### RECOMMENDED ENHANCEMENTS FOR SL-34MR-11, SL-34-ALR12 SERIES:

**FA-08-17** Round 1/8" Mini Hex Cell Louver

### RECOMMENDED ENHANCEMENTS FOR SL-34-MR16 SERIES:

**FA-08-17** Round 1/8" Mini Hex Cell Louver

**12v. fixtures:** 25 foot 16/2 fixture lead wire available; add -25F to catalog number. For use with Focus CPC or hub supplied by others.

FSA-00

Powder Coat Finishes	Black Texture (Standard)	Antique Verde	Bronze Texture	Camel	White Texture	Hunter Texture	Rust	Weathered Iron	Weathered Brown	Stucco	Rubbed Verde	Chrome Powder	Terra Cotta
Ordering Code	-BLT	-ATV	-BRT	-CAM	-WTX	-HTX	-RST	-WIR	-WBR	-STU	-RBV	-CPR	-TRC

## JOB INFORMATION

Type: \_\_\_\_\_ Date: \_\_\_\_\_

Job Name: \_\_\_\_\_

Cat. No.: \_\_\_\_\_

Lamp(s): \_\_\_\_\_

Specifier: \_\_\_\_\_

Contractor: \_\_\_\_\_

Notes: \_\_\_\_\_

**FOCUS INDUSTRIES INC.**  
25301 COMMERCENTRE DRIVE  
LAKE FOREST, CA 92630

[www.focusindustries.com](http://www.focusindustries.com)  
[sales@focusindustries.com](mailto:sales@focusindustries.com)  
(949) 830-1350 • FAX (949) 830-3390

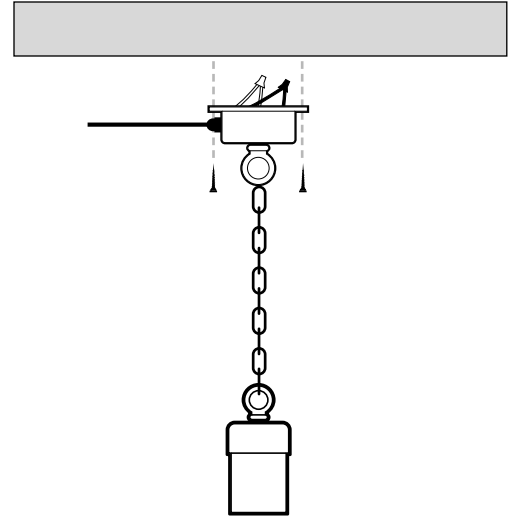


**FOCUS**<sup>™</sup>  
INDUSTRIES

**INSTALLATION INSTRUCTIONS (12V)  
FOR SL-34 HANGING LIGHT FIXTURES**

Inspected by

- 1) Using Junction Box as a template mark holes to attach to surface. Drill hole if necessary.
- 2) Bring in 12v supply wire through liquid tight connector and wire to 18/2c zip cord using blue wirenuts provided.
- 3) Attach/screw box to surface with appropriate fastener. Wire supply wire to 12v and check for proper installation.



**For Questions Call 1-888-882-1350**