



PATH LIGHTS PL-12-SERIES

SPECIFICATIONS

CONSTRUCTION-PL-12-BRS, PL-12: Cast brass (PL-12-BRS) or aluminum (PL-12) Oriental Hat; extruded brass stanchion

LAMP: 18 watt S-8 #1141; 1200 hours average rating (25w max.)

SOCKET: Single contact bayonet, brass nickel plated screw shell (Ba15s); double contact bayonet base (Ba15d) for 120v., both with 200° C silicone lead wires

WIRING: Black 3 foot 18/2 zip cord from base of fixture (12v. only)

CONNECTION: FA-05 Quick Connector (not supplied) from fixture to main cable (12/2, 10/2 or 8/2 only) 12v. only

MOUNTING: FA-03-LG black 9" ABS stake, tapped 1/2" NPS

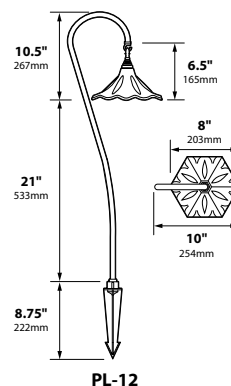
FINISH: Unfinished brass or black texture-optional finishes available

ORDERING INFORMATION

CATALOG NO.	DESCRIPTION	EST. SHIP.WEIGHT
PL-12	18w cast aluminum 8" Oriental Hat	4.0 lbs.
PL-12-BRS	18w cast aluminum 8" Oriental Hat	7.0 lbs.



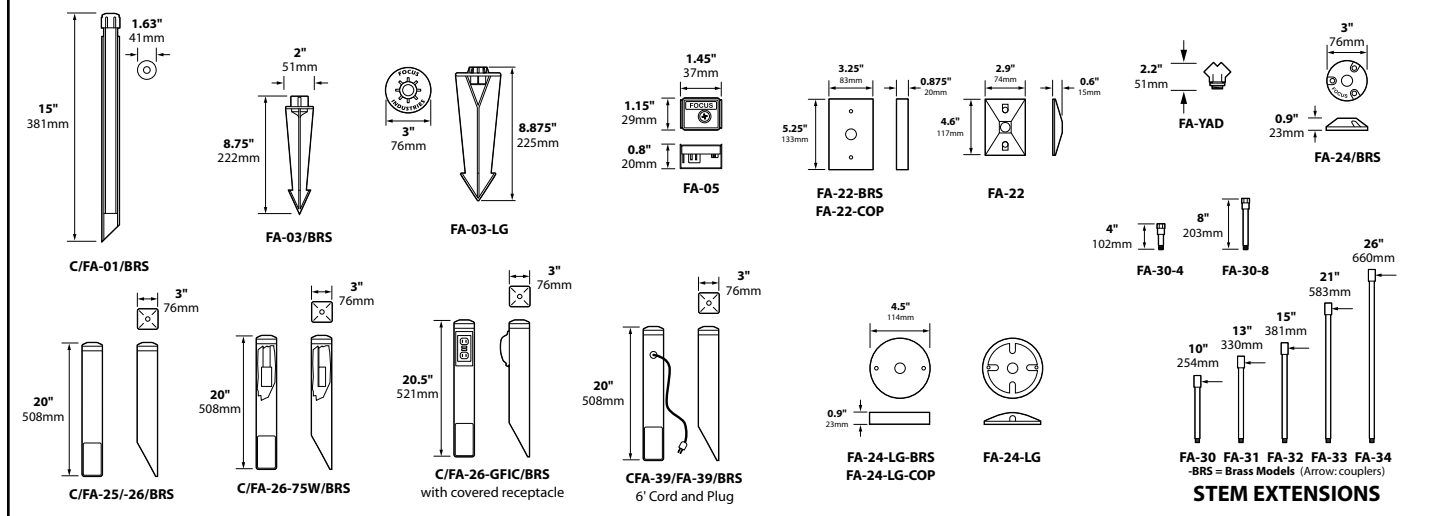
We recommend either the Xenon or Halogen 10,000 hour bulb.



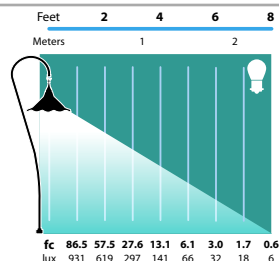
PL-12-BRS



MOUNTING ACCESSORIES



LIGHT DISTRIBUTIONS AND PHOTOMETRICS



PL-12

Half Spread Photometrics
16 ft. (4.9m) diameter

12v. fixtures: 25 foot 16/2 fixture lead wire available; add -25F to catalog number.

For use with Focus CPC or hub supplied by others.

FSA-00

JOB INFORMATION

Type:	Date:
Job Name:	
Cat. No.:	
Lamp(s):	
Specifier:	
Contractor:	
Notes:	

FOCUS INDUSTRIES INC.
25301 COMMERCE DRIVE
LAKE FOREST, CA 92630

www.focusindustries.com
sales@focusindustries.com
(949) 830-1350 • FAX (949) 830-3390

Powder Coat Finishes	Black Texture (Standard)	Antique Verde	Bronze Texture	Camel	White Texture	Hunter Texture	Rust	Weathered Iron	Weathered Brown	Stucco	Rubbed Verde	Chrome Powder	Terra Cotta
Ordering Code	-BLT	-ATV	-BRT	-CAM	-WTX	-HTX	-RST	-WIR	-WBR	-STU	-RBV	-CPR	-TRC



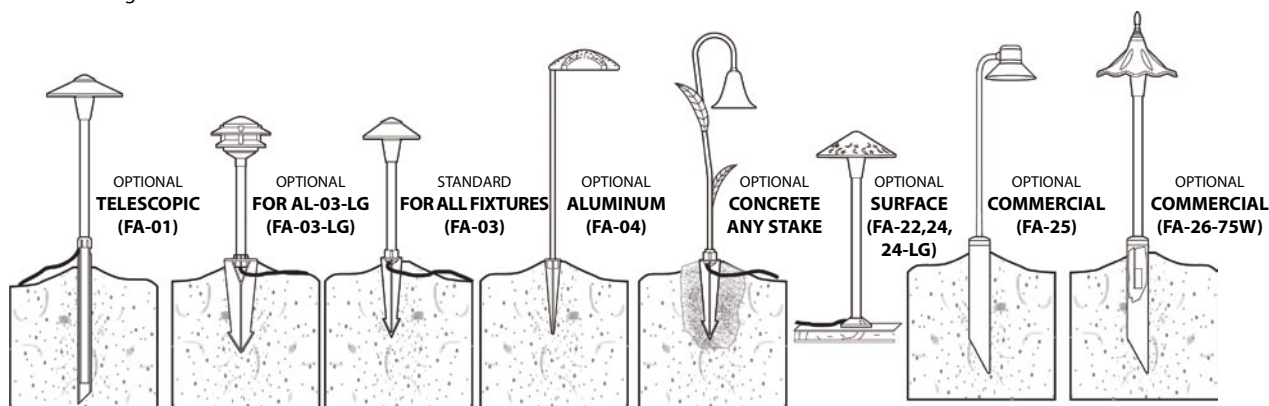
FOCUS™
INDUSTRIES

INSTALLATION INSTRUCTIONS (12V) FOR AREA & PATH LIGHT FIXTURES

Inspected by

1) Thread Mounting device onto base of fixture. If using FA-03, FA-03-LG or FA-04, press into ground and connect to main cable using FA-05 Quick Connector (See Instructions). If using FA-01, make sure the base PVC is free of dirt/debris to allow the inner tube adjustment as needed. A set screw is provided to set desired height. If using FA-25, you must dig a 6"-8" dia. hole, 10"-14" deep. Loop main cable into stake or run fixture wire out of bottom to main cable. Make connection with FA-05 then back fill hole and wiring. If using FA-22, 24, or 24-LG canopies, secure w/appropriate screws for mounting surface.

2) All 12v Area/Path lights are supplied with lamps installed. To remove single contact lamps, turn off power, let cool down, push & turn counter clockwise, then pull outward and away from socket. For T-3 bi-pin Halogen, Xenon and Compact Fluorescent lamps: turn power off, let cool down, pull outward and away from socket. It is recommended to lubricate single contact lamp base w/dielectric or lithium grease for ease of service and future maintenance.



NOTE: All mounting stakes can be pressed or hammered into the ground with a standard hammer or rubber mallet. A small block of wood is recommended to give you a larger surface to pound. Always leave the top 1" section of the stake above ground to help isolate the metal from potentially corrosive soils. Fixture wire (18/2) should be buried underground to prevent detachment & have a cleaner look. For a more permanent mount, you can set the stake in concrete or use FA-25 commercial mounting pedestal.

IMPORTANT SAFETY INSTRUCTIONS TO REDUCE THE RISK OF FIRE AND INJURY TO PERSONS:

- 1) Lamp gets hot quickly; turn off/unplug/ disconnect and allow to cool down before replacing the bulb.
- 2) DO NOT touch hot lens, guard or enclosure
- 3) DO NOT look into lamp when on
- 4) Keep lamp away from materials that may burn
- 5) Use only with wattage/lamp marked on fixture warning or instructions.
- 6) Use right light bulb base w/right socket
- 7) DO NOT touch the lamp at any time. Use a lint-free cloth when handling bulb as oil from skin may damage lamp and shorten lamp life.
- 8) DO NOT operate fixture with missing/ damaged shield.

For Questions Call 1-888-882-1350