



ACULUX® RECESSED ADJUSTABLE

5-5/8" OPEN APERTURE

IC Rated, 75W PAR30

IC63-638 SERIES

Project: _____

Fixture Type: _____

Location: _____

Contact/Phone: _____

PRODUCT DESCRIPTION

Recessed adjustable PAR30 luminaire with 5-5/8" angle-cut Alzak® cone aperture. Fixture has 50° visual cutoff to lamp and lamp image. Aiming and rotation locks. Sealed Air-Loc housing eliminates leak-paths to ensure maximum energy savings and comfort. Also controls plenum sound transmission and keeps dust and insects from entering living space. IC rated housing for use in direct contact with insulation.

PRODUCT SPECIFICATIONS

Lamp One 75W PAR30 lamp.

Socket Medium base porcelain socket with nickel plated copper screw shell.

Trim Ring White, Satin Chrome, or Classic Aged Bronze on steel
 • Torsion spring retention for tight, secure fit to ceiling
 • Beveled profile for clean ceiling interface without light leaks.

Reflector .050" aluminum angle cut reflector with clear, gold, black or haze finish
 • 50° lamp and lamp image cut-off.

Adjustability Optimized lamp beam optical alignment with trim opening to insure full light output with low aperture brightness at any aiming angle
 • 361° rotation, 35° tilt
 • Toolless locking for both rotation and tilt
 • Off-vertical aiming marks to aid consistent aiming for multiple units
 • Unit may be relamped without unlocking adjustments
 • Matte black lamp housing to preserve dark aperture.

Labels U.L. listed for direct contact with insulation, through-branch wiring, damp locations and IP
 • Meets Washington State Air Tight Requirements, 1995 CABO Model Energy Code
 • Product thermally protected against improper use of lamps
 • Union made
 • CSA certified.

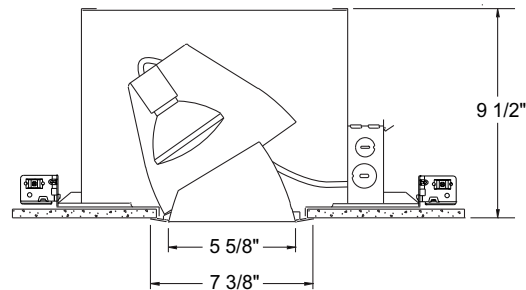
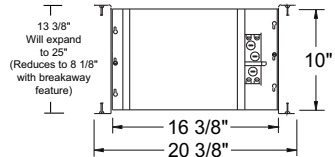
Testing All reports are based on published industry procedures; field performance may differ from laboratory performance.

Product specifications subject to change without notice.

PRODUCT CODES

Catalog Number	Reflector Finish, Trim	Wattage and Lamp
IC63-638B-WH	Black Alzak, White Trim	75W PAR30
IC63-638C-WH	Clear Alzak, White Trim	75W PAR30
IC63-638G-WH	Gold Alzak, White Trim	75W PAR30
IC63-638HZ-SC	Haze, Satin Chrome Trim	75W PAR30
IC63-638HZ-WH	Haze, White Trim	75W PAR30
IC63-638WHZ-ABZ	Wheat Haze, Classic Aged Bronze Trim	75W PAR30
IC63-638WHZ-WH	Wheat Haze, White Trim	75W PAR30

DIMENSIONS



6 7/8" CEILING CUTOUT

INSTALLATION

Real Nail 3 Bar Hangers Telescoping, patent-pending Real Nail 3 system permits quick placement of housing anywhere within 24" O.C. joists or suspended ceilings
 • Integral T-bar notch and clip secures housing in suspended ceiling grid – no accessory clips required
 • 24" expansion stop allows quick placement of fixture in standard grid spacing
 • Bars scored in two locations for fast, clean breaking, allowing housing installation in tight applications
 • Bars captive to mounting frame
 • Edge-mounted for extra strength
 • Captive bugle-headed ring shank nail for quick one-step installation and easy removal with claw hammer for fixture relocation
 • Quick-Loc slot and oversized locking set screw lock fixture in position
 • Bar hanger foot contoured to align to bottom of construction joist
 • Alternate mounting holes included.

Junction Box Pre-wired junction box, U.L. listed/CSA certified for through-branch wiring, maximum 8 No. 12 AWG 90° C branch circuit conductors (4 in, 4 out)
 • Junction box provided with removable access plates (5) 1/2" and (1) 3/4" knockouts, (4) Non-metallic sheathed cable knock-outs with built-in strain reliefs and ground wire
 • Knockouts equipped with pryout slots.

Housing/Mounting Frame 20-gauge die-formed galvanized steel plaster frame
 • .032" die-formed aluminum housing
 • Rough-in section (junction box, mounting frame, housing assembly and bar hangers) fully assembled for ease of installation.

ACCESSORIES

Catalog No.	Description
CTA6	Ceiling Thickness Adapter

To order, specify catalog number.

Catalog No: IC63-638C-WH
 Luminaire: 5-5/8" Recessed PAR30 Adjustable,
 Open Aperture

ACULUX® RECESSED ADJUSTABLE


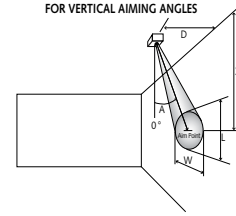
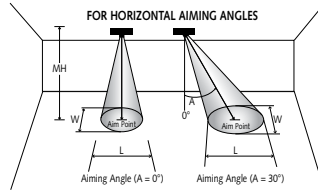
5-5/8" OPEN APERTURE

IC Rated, 75W PAR30

IC63-638 SERIES

CBCP • Centerbeam candlepower
FC • Footcandles at beam center (aim point)

In vertical aiming applications, aim point (X) is determined by dividing distance from the wall (D) by the tangent of the desired aim angle (A) (0.5774 for 30°, 1.0 for 45°).



Lamp	Beam Type	Beam Spread°	Rated Life	CBCP	0°				30°				30°				45°			
					MH	FC	L	W	FC	L	W	D	FC	X	L	W	FC	X	L	W
50W PAR30 Halogen	SP	10°	3000	6900	6	192	1.0	1.0	124	1.4	1.2	3	96	5.2	2.1	1.0	271	3.0	1.1	0.7
					8	108	1.4	1.4	70	1.9	1.6	4	54	6.9	2.9	1.4	152	4.0	1.4	1.0
					10	69	1.7	1.7	45	2.3	2.0	5	35	8.7	3.6	1.7	98	5.0	1.8	1.2
					12	48	2.1	2.1	31	2.8	2.4	6	24	10.4	4.3	2.1	68	6.0	2.1	1.5
	NFL	25°	3000	2000	4	125	1.8	1.8	81	2.4	2.0	2	63	3.5	4.2	1.8	177	2.0	1.9	1.3
					6	56	2.7	2.7	36	3.6	3.1	3	28	5.2	6.2	2.7	79	3.0	2.8	1.9
					8	31	3.5	3.5	20	4.8	4.1	4	16	6.9	8.3	3.5	44	4.0	3.7	2.5
					10	20	4.4	4.4	13	6.0	5.1	5	10	8.7	10.4	4.4	28	5.0	4.7	3.1
	FL	35°	3000	1400	12	14	5.3	5.3	9	7.2	6.1	6	7	10.4	12.5	5.3	20	6.0	5.6	3.8
3					156	1.9	1.9	101	2.6	2.2	1	175	1.7	3.6	1.3	495	1.0	1.4	0.9	
5					56	3.2	3.2	36	4.3	3.6	2	44	3.5	7.2	2.5	124	2.0	2.8	1.8	
7					29	4.4	4.4	19	6.1	5.1	3	19	5.2	10.8	3.8	55	3.0	4.2	2.7	
50W PAR30 Halogen IR	SP	9°	3000	13000	6	361	0.9	0.9	235	1.3	1.1	4	102	6.9	2.6	1.3	287	4.0	1.3	0.9
					8	203	1.3	1.3	132	1.7	1.5	5	65	8.7	3.2	1.6	184	5.0	1.6	1.1
					10	130	1.6	1.6	84	2.1	1.8	6	45	10.4	3.8	1.9	128	6.0	1.9	1.3
					12	90	1.9	1.9	59	2.5	2.2	7	33	12.1	4.5	2.2	94	7.0	2.2	1.6
	NFL	25°	3000	2700	14	66	2.2	2.2	43	2.9	2.5	8	25	13.9	5.1	2.5	72	8.0	2.5	1.8
					4	169	1.8	1.8	110	2.4	2.0	2	84	3.5	4.2	1.8	239	2.0	1.9	1.3
					6	75	2.7	2.7	49	3.6	3.1	3	38	5.2	6.2	2.7	106	3.0	2.8	1.9
					8	42	3.5	3.5	27	4.8	4.1	4	21	6.9	8.3	3.5	60	4.0	3.7	2.5
	FL	35°	3000	1500	10	27	4.4	4.4	18	6.0	5.1	5	14	8.7	10.4	4.4	38	5.0	4.7	3.1
12					19	5.3	5.3	12	7.2	6.1	6	9	10.4	12.5	5.3	27	6.0	5.6	3.8	
3					167	1.9	1.9	108	2.6	2.2	1	188	1.7	3.6	1.3	530	1.0	1.4	0.9	
5					60	3.2	3.2	39	4.3	3.6	2	47	3.5	7.2	2.5	133	2.0	2.8	1.8	
75W PAR30 Halogen	SP	10°	3000	13000	6	361	1.0	1.0	235	1.4	1.2	4	102	6.9	2.9	1.4	287	4.0	1.4	1.0
					8	203	1.4	1.4	132	1.9	1.6	5	65	8.7	3.6	1.7	184	5.0	1.8	1.2
					10	130	1.7	1.7	84	2.3	2.0	6	45	10.4	4.3	2.1	128	6.0	2.1	1.5
					12	90	2.1	2.1	59	2.8	2.4	7	33	12.1	5.0	2.4	94	7.0	2.5	1.7
	NFL	25°	3000	3100	14	66	2.4	2.4	43	3.3	2.8	8	25	13.9	5.7	2.8	72	8.0	2.8	2.0
					4	194	1.8	1.8	126	2.4	2.0	2	97	3.5	4.2	1.8	274	2.0	1.9	1.3
					6	86	2.7	2.7	56	3.6	3.1	3	43	5.2	6.2	2.7	122	3.0	2.8	1.9
					8	48	3.5	3.5	31	4.8	4.1	4	24	6.9	8.3	3.5	69	4.0	3.7	2.5
	FL	35°	3000	2000	10	31	4.4	4.4	20	6.0	5.1	5	16	8.7	10.4	4.4	44	5.0	4.7	3.1
12					22	5.3	5.3	14	7.2	6.1	6	11	10.4	12.5	5.3	30	6.0	5.6	3.8	
4					125	2.5	2.5	81	3.5	2.9	2	63	3.5	7.2	2.5	177	2.0	2.8	1.8	
6					56	3.8	3.8	36	5.2	4.4	3	28	5.2	10.8	3.8	79	3.0	4.2	2.7	
8	31	5.0	5.0	20	7.0	5.8	4	16	6.9	14.4	5.0	44	4.0	5.6	3.6					
10	20	6.3	6.3	13	8.7	7.3	5	10	8.7	18.0	6.3	28	5.0	7.0	4.5					
12	14	7.6	7.6	9	10.4	8.7	6	7	10.4	21.6	7.6	20	6.0	8.4	5.4					

The beam spread in degrees and the beam "L" and "W" in the following tables are computed at 50% of centerbeam candlepower and represent areas of "effective illumination."



1300 S. Wolf Road • Des Plaines, IL 60018 • Phone (847) 827-9880 • Fax (847) 827-2925
 220 Chrysler Drive • Brampton, Ontario • Canada L6S 6B6 • Phone (905) 792-7335 • Fax (905) 792-0064
 Visit us at www.junolightinggroup.com