



RECESSED ADJUSTABLE

3-1/4" APERTURE

Non-IC Rated, 20W or
39W CMH MR16

TC943M

PRODUCT DESCRIPTION

Recessed adjustable metal halide MR16 luminaire with 3 1/4" aperture and precision geared hot-aiming. Low profile non-IC housing is for use in non-insulated areas, or where insulation is spaced at least 3" from housing. Supplied with vertically adjustable hlide mounting brackets that accept 1/2" conduit, "C" channel bar hangers, linear bar hangers or telescoping Real Nail bar hangers.

PRODUCT SPECIFICATIONS

Trims Style Trim Ring, Self Flanged and Flush Mount Trims utilize torsion spring retention for tight, secure fit to ceiling • Trim ring features beveled knife edge for clean ceiling interface • Self Flanged reflectors with polished or optional white painted flange • Flush Mount trims must be used with FMA4 Flush Mount Adapter.

Lens Lampholder accommodates up to two (2) 2" captive accessory lenses.

Socket GX10 twist lock socket with quick disconnect for simplified maintenance.

Lamp One 20W or 39W CMH MR16 lamp max. (See trim for max. lamp rating)

Adjustability Acu-Aim™ precision geared hot-aiming achieves 370° rotation, 45° tilt • Optimized center lamp beam optics translates lamp forward as it is aimed off nadir, insuring maximum light and low brightness • Black aiming mechanism with shield prevents visibility into fixture and preserves dark aperture • Shield hinges out of way to facilitate maintenance.

Ballast High Power Factor, electronic solid state ballast with less than 10% THD • Features transient and short circuit protection • Available in 120V or 277V.

Codes/Labels UL and cUL listed for through-branch wiring, damp locations (wet location with approved trims) • Product thermally protected • Union made.

Mounting Bracket Rough-in section equipped with vertically adjustable mounting brackets that accept 1/2" conduit, "C" channels (HB-26 or HB-50), linear flat bars (LB-27) or 26" telescoping Real Nail bar hangers (HB-1).

Junction Box Rated for 8 No. 12 AWG 90° C through branch circuit conductors and includes (5) 1/2", (1) 3/4", and (4) Non-metallic sheathed cable knock-outs • Push-in electrical connectors for field connections.

Housing/Mounting Frame Black steel plaster frame and housing painted for visually dark interior • V-Notch in plaster frame aids fixture alignment during installation • Patent pending Tru-Line™ Adjustment Mechanism featuring +/- 1/2" translation aids fixture alignment after installation, prior to drywall.

Ceiling Thickness 1/2" - 7/8" ceiling standard • For thicker ceilings, order CTA4N-125 (7/8"-1 1/4"), CTA4N-163 (1 1/4"-1 5/8") or CTA4N-200 (1 5/8" - 2").

Project: _____

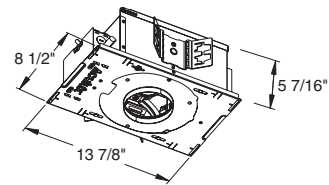
Fixture Type: _____

Location: _____

Contact/Phone: _____



DIMENSIONS



4 1/4" CEILING CUTOUT
(4 3/8" FOR FLUSH MOUNT)

Ordering Information Example: TC943M-MR16-20E1

Housing	Wattage	Voltage	Options
TC943M-MR16	20 20W 39 39W	E1 120V E2 277V	CP Chicago Plenum

Accessories

Cat. #	Description	Cat. #	Description
T741	Med. Pink Color Filter	T7420	Diffuse Spread Lens
T742	Warm Red Color Filter	T7422	UV Filter Lens
T743	Daylight Blue Color Filter	T7477	Prismatic Lens
T744	Med. Blue Color Filter	T7478	Linear Spread Lens
T745	Med. Amber Color Filter	T7459BL	Hexcell Louver
T746	Med. Green Color Filter	FMA4	Flush Mount Adapter
T7401	Red Dichroic Lens	CTA4N-125	1 1/4" Thick Ceiling Adapter
T7403	Med. Green Dichroic Lens	CTA4N-163	1 5/8" Thick Ceiling Adapter
T7404	Med. Blue Dichroic Lens	CTA4N-200	2" Thick Ceiling Adapter
T7405	Yellow Dichroic Lens	HB-1	(2) Real Nail 3 Bar Hangers
T7406	Magenta Dichroic Lens	HB-26	(2) 26" C-Channel Bar Hangers
T7411	Blue Green Dichroic Lens	HB-50	(2) 50" C-Channel Bar Hangers
T7416	Daylight Blue Correction Lens	LB-27	(2) 27" Linear Bar Hangers





To order, specify catalog number.

3 1/4" RECESSED ADJUSTABLE

Trim Selection (Trim Ring, Self Flanged, Flush Mount)

TC943M, 20W or 39W CMH MR16

DOWNLIGHT (Trim Ring Catalog # Shown)

Cat. No.	Description	Lamp Rating
Deep Downlight Cone		
 437NB-ABZ	Black Alzak® Cone	20W/39W
437NB-SC	Black Alzak® Cone	CMH MR16
437NB-WH†*	Black Alzak® Cone	
437NC-WH†*	Clear Alzak® Cone	
437NG-WH†*	Gold Alzak® Cone	
437NHZ-SC	Haze Alzak® Cone	
437NHZ-WH†*	Haze Alzak® Cone	
437NWHZ-ABZ	Wheat Haze Alzak® Cone	
437NWHZ-WH†*	Wheat Haze Alzak® Cone	
Deep Downlight Baffle		
 434NB-ABZ	Black Baffle	20W/39W
434NB-SC	Black Baffle	CMH MR16
434NB-WH	Black Baffle	
434NW-WH	White Baffle	
Downlight 1 1/4" Pinhole		
 4337N-ABZ	Black Alzak® Reflector	20W/39W
4337N-SC	Black Alzak® Reflector	CMH MR16
4337N-WH**	Black Alzak® Reflector	
Downlight Regressed 1 3/4" Pinhole		
 4307N-WH**	Black Alzak® Reflector	20W/39W CMH MR16

LENSED (Trim Ring Catalog # Shown)

Downlight Lensed Trim		
 432NB-WH†*	Black Alzak® Cone	20W/39W
432NC-WH†*	Clear Alzak® Cone	CMH MR16
432NG-WH†*	Gold Alzak® Cone	
432NHZ-SC	Haze Alzak® Cone	
432NHZ-WH†*	Haze Alzak® Cone	
432NWHZ-ABZ	Wheat Haze Alzak® Cone	
432NWHZ-WH†*	Wheat Haze Alzak® Cone	
Angle-Cut Lensed Trim		
 431NB-WH†*	Black Alzak® Cone	20W/39W
431NC-WH†*	Clear Alzak® Cone	CMH MR16
431NG-WH†*	Gold Alzak® Cone	
431NHZ-SC	Haze Alzak® Cone	
431NHZ-WH†*	Haze Alzak® Cone	
431NWHZ-ABZ	Wheat Haze Alzak® Cone	
431NWHZ-WH†*	Wheat Haze Alzak® Cone	
Downlight 1 1/4" Pinhole with uniformity lens		
 4332N-ABZ	Black Alzak® Reflector	20W/39W
4332N-SC	Black Alzak® Reflector	CMH MR16
4332N-WH**	Black Alzak® Reflector	
Adjustable 1 1/4" Pinhole with uniformity lens		
 4331N-ABZ	Black Alzak® Reflector	20W/39W
4331N-SC	Black Alzak® Reflector	CMH MR16
4331N-WH**	Black Alzak® Reflector	
Downlight Regressed 1 3/4" Pinhole with uniformity lens		
 4302N-WH**	Black Alzak® Reflector	20W/39W CMH MR16
Adjustable Regressed 1 3/4" Pinhole with uniformity lens		
 4301N-WH**	Black Alzak® Reflector	20W/39W CMH MR16










†Self Flanged: Replace "-WH" suffix with "-SF".

For self flanged reflector with optional white painted flange, replace "-SF" suffix with "-SEWH".

Flush Mount: *Replace "-WH" suffix with "-FM". **Add "FM" to the Catalog #.

Flush Mount trims must be used with FMA4 Flush Mount Adapter, ordered separately.

ADJUSTABLE ACCENT (Trim Ring Catalog # Shown)

Cat. No.	Description	Lamp Rating
Angle-Cut Cone		
 438NB-ABZ	Black Alzak® Cone	20W/39W
438NB-SC	Black Alzak® Cone	CMH MR16
438NB-WH†*	Black Alzak® Cone	
438NC-WH†*	Clear Alzak® Cone	
438NG-WH†*	Gold Alzak® Cone	
438NHZ-SC	Haze Alzak® Cone	
438NHZ-WH†*	Haze Alzak® Cone	
438NWHZ-ABZ	Wheat Haze Alzak® Cone	
438NWHZ-WH†*	Wheat Haze Alzak® Cone	
20° Angle-Cut Cone		
 430NB-WH†*	Black Alzak® Cone	20W/39W
430NC-WH†*	Clear Alzak® Cone	CMH MR16
430NG-WH†*	Gold Alzak® Cone	
430NHZ-SC	Haze Alzak® Cone	
430NHZ-WH†*	Haze Alzak® Cone	
430NWHZ-ABZ	Wheat Haze Alzak® Cone	
430NWHZ-WH†*	Wheat Haze Alzak® Cone	
Slot Angle-Cut Cone		
 436NB-ABZ	Black Alzak® Cone	20W/39W
436NB-SC	Black Alzak® Cone	CMH MR16
436NB-WH†*	Black Alzak® Cone	
436NC-WH†*	Clear Alzak® Cone	
436NG-WH†*	Gold Alzak® Cone	
436NHZ-SC	Haze Alzak® Cone	
436NHZ-WH†*	Haze Alzak® Cone	
436NWHZ-ABZ	Wheat Haze Alzak® Cone	
436NWHZ-WH†*	Wheat Haze Alzak® Cone	
Angle-Cut Baffle		
 435NB-ABZ	Black Baffle	20W/39W
435NB-SC	Black Baffle	CMH MR16
435NB-WH	Black Baffle	
435NW-WH	White Baffle	
Adjustable 1 1/4" Pinhole		
 433N-ABZ	Black Alzak® Reflector	20W/39W
433N-SC	Black Alzak® Reflector	CMH MR16
433N-WH**	Black Alzak® Reflector	
Adjustable 1 3/4" Pinhole		
 4335N-ABZ	Black Alzak® Reflector	20W/39W
4335N-SC	Black Alzak® Reflector	CMH MR16
4335N-WH**	Black Alzak® Reflector	
Slot Pinhole		
 4345N-WH**	Black Alzak® Reflector	20W/39W CMH MR16
Adjustable Regressed 1 3/4" Pinhole		
 4308N-WH**	Black Alzak® Reflector	20W/39W CMH MR16
Mirrored Super Adjustable		
 4349NB-BL	Black Baffle, Black Trim	20W/39W
4349NB-WH	Black Baffle, White Trim	CMH MR16

WALL WASH (Trim Ring Catalog # Shown)

Lensed Wall Wash		
 439NB-WH†*	Black Alzak® Cone	20W/39W
439NC-WH†*	Clear Alzak® Cone	CMH MR16
439NG-WH†*	Gold Alzak® Cone	
439NW-WH†*	White Cone	
439NHZ-SC	Haze Alzak® Cone	
439NHZ-WH†*	Haze Alzak® Cone	
439NWHZ-ABZ	Wheat Haze Alzak® Cone	
439NWHZ-WH†*	Wheat Haze Alzak® Cone	

Trim Ring Finish: ABZ - Classic Aged Bronze, BL - Black, SC - Satin Chrome, WH - White.