



# RECESSED ADJUSTABLE

## 3-1/4" SQUARE APERTURE

### Non-IC Rated, MR16 Halogen

# TC943SQ

### PRODUCT DESCRIPTION

Recessed adjustable MR16 luminaire with 3 1/4" square aperture and precision geared hot-aiming. Fixture has 50° visual cutoff to lamp and lamp image. Low profile non-IC housing is for use in non-insulated areas, or where insulation is spaced at least 3" from housing. Supplied with vertically adjustable mounting brackets that accept 1/2" conduit, "C" channel bar hangers, linear bar hangers or telescoping Real Nail bar hangers.

### PRODUCT SPECIFICATIONS

**Trims Style** Die Cast Self Flanged and Flush Mount reflectors utilize precision wound double torsion springs for tight, secure fit to ceiling

- Flange is same finish as reflector unless optional painted white flange is specified
- Flush Mount trims must be used with FMASQ4 Flush Mount Adapter.

**Lens** Lampholder accommodates up to three (3) 2" captive accessory lenses • Supplied with stippled clear uniformity lens.

**Socket** Ceramic bi-pin socket with double blade nickel alloy contacts • Quick disconnect for simplified maintenance.

**Lamp** One 75W MR16 lamp max. See trim for max. lamp rating

**Adjustability** Acu-Aim™ precision geared hot-aiming achieves 370° rotation, 45° tilt • Optimized center lamp beam optics translates lamp forward as it is aimed off nadir, insuring maximum light and low brightness • Black aiming mechanism with shield prevents visibility into fixture and preserves dark aperture • Shield hinges out of way to facilitate maintenance.

**Transformer** High efficiency (>90%) dual tap magnetic, toroidal transformer has a boost tap to compensate for dimmer losses, improving color temperature and lumen output • Potted to eliminate noise and vibration • High efficiency (>94%), high power factor electronic transformer also available • 120V or 277V available.

**Dimming** May be dimmed using dimmers specifically designed for low voltage magnetic or electronic transformers; consult factory or dimmer manufacturer for additional information.

**Codes/Labels** UL and cUL listed for through-branch wiring, damp locations (wet location with approved trims) • Product thermally protected • Union made.

**Mounting Bracket** Rough-in section equipped with vertically adjustable mounting brackets that accept 1/2" conduit, "C" channels (HB-26 or HB-50), linear flat bars (LB-27) or 26" telescoping Real Nail bar hangers (HB-1).

**Junction Box** Rated for 8 No. 12 AWG 90° C through branch circuit conductors and includes (5) 1/2", (1) 3/4", and (4) Non-metallic sheathed cable knock-outs • Push-In electrical connectors for field connections.

**Housing/Mounting Frame** Black steel plaster frame and housing painted for visually dark interior • V-Notch in plaster frame aids fixture alignment during installation • Patent Pending Tru-Line™ Adjustment Mechanism featuring +/- 1/2" translation and +/- 45° aperture rotation aids fixture alignment after installation, prior to drywall.

Project: \_\_\_\_\_

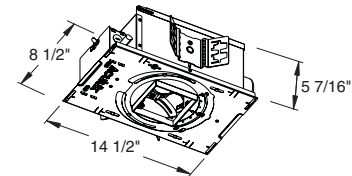
Fixture Type: \_\_\_\_\_

Location: \_\_\_\_\_

Contact/Phone: \_\_\_\_\_



### DIMENSIONS



4 1/8" SQUARE CEILING CUTOUT  
(4 1/4" SQUARE FOR FLUSH MOUNT)

**Ceiling Thickness** 1/2" – 7/8" ceiling standard • For thicker ceilings, order CTA4SQ-125 (7/8"-1 1/4"), CTA4SQ-163 (1 1/4"-1 5/8") or CTA4SQ-200 (1 5/8" – 2").

### Ordering Information Example: TC943SQ-V

Housing	Transformer	Options
TC943SQ	Blank 120V Magnetic V 277V Magnetic E1 120V Electronic E2 277V Electronic	CP Chicago Plenum

### Accessories

Cat. #	Description	Cat. #	Description
T741	Med. Pink Color Filter	T7420	Diffuse Spread Lens
T742	Warm Red Color Filter	T7422	UV Filter Lens
T743	Daylight Blue Color Filter	T7477	Prismatic Lens
T744	Med. Blue Color Filter	T7478	Linear Spread Lens
T745	Med. Amber Color Filter	T7459BL	Hexcell Louver
T746	Med. Green Color Filter	FMASQ4	Flush Mount Adapter
T7401	Red Dichroic Lens	CTA4SQ-125	1 1/4" Thick Ceiling Adapter
T7403	Med. Green Dichroic Lens	CTA4SQ-163	1 5/8" Thick Ceiling Adapter
T7404	Med. Blue Dichroic Lens	CTA4SQ-200	2" Thick Ceiling Adapter
T7405	Yellow Dichroic Lens	HB-1	(2) Real Nail 3 Bar Hangers
T7406	Magenta Dichroic Lens	HB-26	(2) 26" C-Channel Bar Hangers
T7411	Blue Green Dichroic Lens	HB-50	(2) 50" C-Channel Bar Hangers
T7416	Daylight Blue Correction Lens	LB-27	(2) 27" Linear Bar Hangers

To order, specify catalog number.

Product specifications subject to change without notice.



# RECESSED ADJUSTABLE




## 3-1/4" SQUARE APERTURE

### Non-IC Rated, MR16 Halogen







# TC943SQ

### Trim Selection (Self Flanged & Flush Mount)




#### DOWNLIGHT (Self-Flanged Catalog # Shown)

	Cat. No.	Description	Lamp Rating
	<b>4375QBHZ-SF†*</b>	Black Haze Reflector	75W MR16
	<b>4375QW-SF†*</b>	White Reflector	
	<b>4375QHZ-SF†*</b>	Haze Reflector	
	<b>4375QWHZ-SF†*</b>	Wheat Haze Reflector	
	<b>43375Q-WH**</b>	Black Alzak® Reflector	75W MR16
	<b>43075Q-WH**</b>	Black Alzak® Reflector	75W MR16

#### LENSED (Self-Flanged Catalog # Shown)

	<b>4325QBHZ-SF†*</b>	Black Haze Reflector	75W MR16
	<b>4325QW-SF†*</b>	White Haze Reflector	
	<b>4325QHZ-SF†*</b>	Haze Reflector	
	<b>4325QWHZ-SF†*</b>	Wheat Haze Reflector	
	<b>4315QBHZ-SF†*</b>	Black Haze Reflector	75W MR16
	<b>4315QW-SF†*</b>	White Haze Reflector	
	<b>4315QHZ-SF†*</b>	Haze Reflector	
	<b>4315QWHZ-SF†*</b>	Wheat Haze Reflector	
	<b>43325Q-WH**</b>	Black Alzak® Reflector	75W MR16
	<b>43315Q-WH**</b>	Black Alzak® Reflector	75W MR16
	<b>43025Q-WH**</b>	Black Alzak® Reflector	75W MR16
	<b>43015Q-WH**</b>	Black Alzak® Reflector	75W MR16

#### ADJUSTABLE ACCENT (Self-Flanged Catalog # Shown)

	Cat. No.	Description	Lamp Rating
	<b>4385QBHZ-SF†*</b>	Black Haze Reflector	75W MR16
	<b>4385QW-SF†*</b>	White Reflector	
	<b>4385QHZ-SF†*</b>	Haze Reflector	
	<b>4385QWHZ-SF†*</b>	Wheat Haze Reflector	
	<b>4335Q-WH**</b>	Black Alzak® Reflector	75W MR16
	<b>43085Q-WH**</b>	Black Alzak® Reflector	75W MR16

#### WALL WASH (Self-Flanged Catalog # Shown)

	<b>4395QBHZ-SF†*</b>	Black Haze Reflector	75W MR16
	<b>4395QW-SF†*</b>	White Reflector	
	<b>4395QHZ-SF†*</b>	Haze Reflector	
	<b>4395QWHZ-SF†*</b>	Wheat Haze Reflector	

**Flush Mount:** \*Replace "-WH" suffix with "-FM". \*\*Add "-FM" to the Catalog #.

Flush Mount trims must be used with FMASQ4 Flush Mount Adapter, ordered separately.

†For self flanged reflector with optional white painted flange, replace "-SF" suffix with "-SEWH".