



RECESSED ADJUSTABLE

3-1/4" SQUARE APERTURE

Non-IC Rated, MR16 Halogen

TC43SQ

PRODUCT DESCRIPTION

Recessed adjustable MR16 luminaire with 3 1/4" square aperture and precision geared hot-aiming. Fixture has 50° visual cutoff to lamp and lamp image. Sealed Air-Loc housing eliminates leak-paths to ensure maximum energy savings and controls plenum sound transmission. Low profile non-IC housing is ideal for space restricted plenum applications and is for use in non-insulated areas, or where insulation is spaced at least 3" from housing.

PRODUCT SPECIFICATIONS

Trims Style Die Cast Self Flanged and Flush Mount reflectors utilize precision wound double torsion springs for tight, secure fit to ceiling
 • Flange is same finish as reflector unless optional painted white flange is specified
 • Flush Mount trims must be used with FMASQ4 Flush Mount Adapter.

Lens Lampholder accommodates up to three (3) 2" captive accessory lenses • Supplied with stippled clear uniformity lens.

Socket Ceramic bi-pin socket with double blade nickel alloy contacts • Quick disconnect for simplified maintenance.

Lamp One 75W MR16 lamp max. (See trim for max. lamp rating)

Adjustability Acu-Aim™ precision geared hot-aiming achieves 370° rotation, 45° tilt • Optimized center lamp beam optics translates lamp forward as it is aimed off nadir, insuring maximum light and low brightness • Black aiming mechanism with shield prevents visibility into fixture and preserves dark aperture • Shield hinges out of way to facilitate maintenance.

Transformer 120V High efficiency (>90%) dual tap magnetic, toroidal transformer has a boost tap to compensate for dimmer losses, improving color temperature and lumen output • Potted to eliminate noise and vibration • High efficiency (>94%), high power factor electronic transformer also available.

Dimming May be dimmed using dimmers specifically designed for low voltage magnetic or electronic transformers; consult factory or dimmer manufacturer for additional information.

Codes/Labels UL and cUL listed for through-branch wiring, damp locations (wet location with approved trims) • Meets energy code Air Leakage requirements per ASTM E283 • Product thermally protected • Union made.

Patented (US Patent 8,038, 113) Pro-VI™ Bar Hanger System With locking set screws, permits quick placement of housing within 24" O.C. joists or suspended ceilings • Robust bar eliminates flexing regardless of fixture position • Integral T-bar notch with locking tabs secures housing to suspended ceiling grid • Captive bugle-headed ring shank nail for quick one-step installation • Bar Hanger foot aligns to bottom of construction joist and breaks away for use in suspended ceilings.

Junction Box Rated for 8 No. 12 AWG 90° C through branch circuit conductors and includes (5) 1/2", (1) 3/4", and (4) Non-metallic sheathed cable knock-outs • Push-In electrical connectors for field connections.

Project: _____

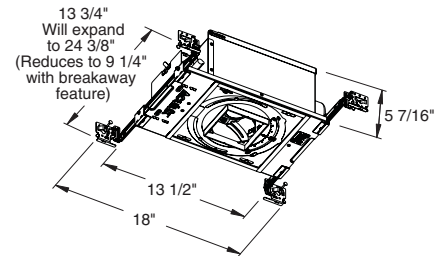
Fixture Type: _____

Location: _____

Contact/Phone: _____



DIMENSIONS



4 1/8" SQUARE CEILING CUTOUT
 (4 1/4" SQUARE FOR FLUSH MOUNT)

Housing/Mounting Frame Black steel plaster frame and housing painted for visually dark interior • V-Notch in plaster frame aids fixture alignment during installation • Patent Pending Tru-Line™ Adjustment Mechanism featuring +/- 1/2" translation and +/- 45° aperture rotation aids fixture alignment after installation, prior to drywall.

Ceiling Thickness 1/2" – 7/8" ceiling standard • For thicker ceilings, order CTA4SQ-125 (7/8"-1 1/4"), CTA4SQ-163 (1 1/4"-1 5/8") or CTA4SQ-200 (1 5/8" – 2").

Ordering Information Example: TC43SQ-E1

Housing	Transformer	Options
TC43SQ	Blank E1 120V Magnetic 120V Electronic	CP Chicago Plenum

Accessories

Cat. #	Description	Cat. #	Description
T741	Med. Pink Color Filter	T7411	Blue Green Dichroic Lens
T742	Warm Red Color Filter	T7416	Daylight Blue Correction Lens
T743	Daylight Blue Color Filter	T7420	Diffuse Spread Lens
T744	Med. Blue Color Filter	T7422	UV Filter Lens
T745	Med. Amber Color Filter	T7477	Prismatic Lens
T746	Med. Green Color Filter	T7478	Linear Spread Lens
T7401	Red Dichroic Lens	T7459BL	Hexcell Louver
T7403	Med. Green Dichroic Lens	FMASQ4	Flush Mount Adapter
T7404	Med. Blue Dichroic Lens	CTA4SQ-125	1 1/4" Thick Ceiling Adapter
T7405	Yellow Dichroic Lens	CTA4SQ-163	1 5/8" Thick Ceiling Adapter
T7406	Magenta Dichroic Lens	CTA4SQ-200	2" Thick Ceiling Adapter

To order, specify catalog number.

RECESSED ADJUSTABLE




3-1/4" SQUARE APERTURE

Non-IC Rated, MR16 Halogen







TC43SQ

Trim Selection (Self Flanged & Flush Mount)




DOWNLIGHT (Self-Flanged Catalog # Shown)

	Cat. No.	Description	Lamp Rating
	4375QBHZ-SF†*	Black Haze Reflector	75W MR16
	4375QW-SF†*	White Reflector	
	4375QHZ-SF†*	Haze Reflector	
	4375QWHZ-SF†*	Wheat Haze Reflector	
	4337SQ-WH**	Black Alzak® Reflector	75W MR16
	4307SQ-WH**	Black Alzak® Reflector	75W MR16

LENSED (Self-Flanged Catalog # Shown)

	4325QBHZ-SF†*	Black Haze Reflector	75W MR16
	4325QW-SF†*	White Haze Reflector	
	4325QHZ-SF†*	Haze Reflector	
	4325QWHZ-SF†*	Wheat Haze Reflector	
	4315QBHZ-SF†*	Black Haze Reflector	75W MR16
	4315QW-SF†*	White Haze Reflector	
	4315QHZ-SF†*	Haze Reflector	
	4315QWHZ-SF†*	Wheat Haze Reflector	
	4332SQ-WH**	Black Alzak® Reflector	75W MR16
	4331SQ-WH**	Black Alzak® Reflector	75W MR16
	4302SQ-WH**	Black Alzak® Reflector	75W MR16
	4301SQ-WH**	Black Alzak® Reflector	75W MR16

ADJUSTABLE ACCENT (Self-Flanged Catalog # Shown)

	Cat. No.	Description	Lamp Rating
	4385QBHZ-SF†*	Black Haze Reflector	75W MR16
	4385QW-SF†*	White Reflector	
	4385QHZ-SF†*	Haze Reflector	
	4385QWHZ-SF†*	Wheat Haze Reflector	
	4335SQ-WH**	Black Alzak® Reflector	75W MR16
	4308SQ-WH**	Black Alzak® Reflector	75W MR16

WALL WASH (Self-Flanged Catalog # Shown)

	4395QBHZ-SF†*	Black Haze Reflector	75W MR16
	4395QW-SF†*	White Reflector	
	4395QHZ-SF†*	Haze Reflector	
	4395QWHZ-SF†*	Wheat Haze Reflector	

Flush Mount: *Replace "-WH" suffix with "-FM". **Add "-FM" to the Catalog #.

Flush Mount trims must be used with FMASQ4 Flush Mount Adapter, ordered separately.

†For self flanged reflector with optional white painted flange, replace "-SF" suffix with "-SEWH".