



PRODUCT DESCRIPTION

Recessed adjustable MR16 luminaire with 3 1/4" square spread lens wall wash aperture and precision geared hot-aiming. Fixture has 50° visual cutoff to lamp and lamp image. Sealed Air-Loc housing eliminates leak-paths to ensure maximum energy savings and controls plenum sound transmission. Low profile non-IC housing is ideal for space restricted plenum applications and is for use in non-insulated areas, or where insulation is spaced at least 3" from housing.

PRODUCT SPECIFICATIONS

Reflector Die cast, angle-cut, parabolic reflector maintains low glare, tight corners, and 50° lamp and lamp image cut-off • Available in haze, black haze, wheat haze, or white finishes • Specular clear kicker reflector directs light toward wall surface.

Trims Style Die cast Self Flanged and Flush Mount reflectors utilize precision wound double torsion springs for tight, secure fit to ceiling • Flange is same finish as reflector unless optional painted white flange is specified • For flush mount installations in drywall ceilings use the FMASQ4 flush mount adapter • For flush mount installations in wood, stone, or tile ceilings the FMASQ4-SC*** must be used (specify ceiling thickness and adapter finish).

Lens Lampholder accommodates up to three (3) 2" captive accessory lenses • Supplied with stippled clear uniformity lens.

Socket Ceramic bi-pin socket with double blade nickel alloy contacts • Quick disconnect for simplified maintenance.

Lamp One 75W MR16 lamp.

Transformer 120V High efficiency (>90%) dual tap magnetic, toroidal transformer has a boost tap to compensate for dimmer losses, improving color temperature and lumen output • Potted to eliminate noise and vibration • High efficiency (>94%), high power factor electronic transformer also available.

Dimming May be dimmed using dimmers specifically designed for low voltage magnetic or electronic transformers; consult factory or dimmer manufacturer for additional information.

Codes/Labels UL and cUL listed for through branch wiring, wet locations • Meets energy code Air Leakage requirements per ASTM E283 • Product thermally protected against improper use of lamps • Union made.

Patented (US Patent 8,038,113) Pro-VI™ Bar Hanger System

With locking set screws, permits quick placement of housing within 24" O.C. joists or suspended ceilings • Robust bar eliminates flexing regardless of fixture position • Integral T-bar notch with locking tabs secures housing to suspended ceiling grid • Captive bugle-headed ring shank nail for quick one-step installation • Bar Hanger foot aligns to bottom of construction joist and breaks away for use in suspended ceilings.

Junction Box Rated for 8 No. 12 AWG 90° C through branch circuit conductors and includes (5) 1/2", (1) 3/4", and (4) Non-metallic sheathed cable knock-outs • Push-In electrical connectors for field connections.

Housing/Mounting Frame Black steel plaster frame and housing painted for visually dark interior • V-Notch in plaster frame aids fixture alignment during installation • Patent Pending Tru-Line™ Adjustment Mechanism featuring +/- 1/2" translation and +/- 45° aperture rotation aids fixture alignment after installation, prior to drywall.

Ceiling Thickness 1/2" – 7/8" ceiling standard • For thicker ceilings, order CTA4SQ-125 (7/8"-1 1/4"), CTA4SQ-163 (1 1/4"-1 5/8") or CTA4SQ-200 (1 5/8" – 2") • CTA4SQ not required for wood, stone, or tile flush mount applications.

RECESSED WALL WASH
3-1/4" LENSED WALL WASH
 Non-IC Rated, 75W MR16
TC43SQ, 439SQ TRIM

Project: _____

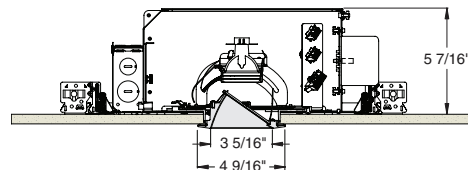
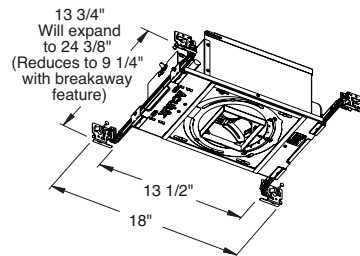
Fixture Type: _____

Location: _____

Contact/Phone: _____



DIMENSIONS



4 1/8" CEILING CUTOUT
 (REFER TO INSTRUCTION SHEET FOR FLUSH MOUNT CEILING CUTOUT)

	A
Self Flanged	4 1/2"
Flush Mount	3 5/8"



RECESSED WALL WASH

3-1/4" LENSED WALL WASH

Non-IC Rated, 75W MR16

TC43SQ, 439SQ TRIM

Ordering Information Housing, trim and accessories each ordered separately

Example: TC43SQ-E1			Example: 439SQW-SF		
Housing	Transformer	Options	Trim/Description		
TC43SQ	Blank E1 120V Magnetic 120V Electronic	CP Chicago Plenum	 		
			Self Flanged¹	Flush Mount²	Description
			439SQBHZ-SF	439SQBHZ-FM	Black Haze Reflector
			439SQHZ-SF	439SQHZ-FM	Haze Reflector
			439SQW-SF	439SQW-FM	White Reflector
			439SQWHZ-SF	439SQWHZ-FM	Wheat Haze Reflector

¹For self flanged reflector with optional white painted flange, replace "SF" suffix with "-SFWH".

²Flush Mount trims must be used with Flush Mount Adapter, ordered separately.

Product specifications subject to change without notice.

Flush Mount Adapters

FMASQ4	Drywall Ceiling Adapter
FMASQ4-SC100-WH	Wood, Stone, Tile, 1/2"-1" Thick Ceiling, Adapter, White
FMASQ4-SC100-BL	Wood, Stone, Tile, 1/2"-1" Thick Ceiling, Adapter, Black
FMASQ4-SC138-WH	Wood, Stone, Tile, 1"-1 3/8" Thick Ceiling, Adapter, White
FMASQ4-SC138-BL	Wood, Stone, Tile, 1"-1 3/8" Thick Ceiling, Adapter, Black
FMASQ4-SC175-WH	Wood, Stone, Tile, 1 3/8"-1 3/4" Thick Ceiling, Adapter, White
FMASQ4-SC175-BL	Wood, Stone, Tile, 1 3/8"-1 3/4" Thick Ceiling, Adapter, Black

Optical Accessories

Cat. #	Description	Cat. #	Description
T741	Med. Pink Color Filter	T7405	Yellow Dichroic Lens
T742	Warm Red Color Filter	T7406	Magenta Dichroic Lens
T743	Daylight Blue Color Filter	T7411	Blue Green Dichroic Lens
T744	Med. Blue Color Filter	T7416	Daylight Blue Correction Lens
T745	Med. Amber Color Filter	T7420	Diffuse Spread Lens
T746	Med. Green Color Filter	T7422	UV Filter Lens
T7401	Red Dichroic Lens	T7477	Prismatic Lens
T7403	Med. Green Dichroic Lens	T7478	Linear Spread Lens
T7404	Med. Blue Dichroic Lens	T7459BL	Hexcell Louver

Misc. Accessories

CTA45Q-125	1 1/4" Thick Ceiling Adapter
CTA45Q-163	1 5/8" Thick Ceiling Adapter
CTA45Q-200	2" Thick Ceiling Adapter

To order, specify catalog number.



PHOTOMETRIC REPORT

Catalog Number: TC43SQ (439SQHZ-SF)

Test Number: PT01102603

Total Luminaire Efficiency: 51.9%

Luminaire Spacing Criteria @ 90°: 0.72

Luminaire: Haze finish, lensed angle cut wall wash trim.

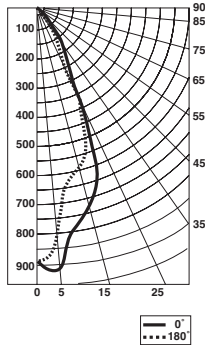
Lamps: One 50MR16/1R/FL35/C

Luminaire Data @ 180° Downlight

Ang in Deg	Footlamberts	Candela/M ²
45	3716	12732
55	700	2399
65	317	1085
75	0	0
85	0	0

Zonal Lumen Summary

Zone	Lumens	%Lamp	%Fixture
0-30°	436	36.3	69.9
0-40°	532	44.4	85.5
0-60°	610	50.8	98.0
0-90°	623	51.9	100.0
90-180°	0	0	0
0-180°	623	51.9	100.0



Candlepower Distribution (Candelas)

Degrees Vertical	0° Wall Wash	180° Downlight
0°	864	864
5°	885	794
15°	700	497
25°	412	296
35°	160	129
45°	108	61
55°	60	9
65°	34	3
75°	16	0
85°	2	0

Footcandles on Wall from Multiple Fixtures

Fixture Distance to Wall	18"						24"					
	18"			24"			18"			24"		
Fixture Centers (spacing)	18"	24"	30"	18"	24"	30"	18"	24"	30"	18"	24"	30"
1'	19	14	19	17	8	17	10	8	10	8	6	8
2'	23	22	23	18	17	18	16	16	16	13	12	13
3'	26	25	26	20	18	20	18	17	18	14	13	14
4'	24	23	24	18	18	18	19	19	19	15	14	15
5'	19	19	19	14	14	14	19	18	19	14	14	14
6'	14	14	14	11	11	11	16	16	16	12	12	12
7'	11	11	11	8	8	8	13	13	13	10	10	10
8'	9	9	9	7	7	7	11	11	11	8	8	8
9'	8	8	8	6	6	6	9	9	9	7	7	7

*Multipliers: Gold - 0.9, Black - 0.7, Haze - 0.95

*Note: Multipliers are provided for estimating purposes only. Use IES photometric files for precise photometric information.

PHOTOMETRIC REPORT

Catalog Number: TC43SQ (439SQHZ-SF)

Test Number: PT01102603

Total Luminaire Efficiency: 52.6%

Luminaire Spacing Criteria @ 90°: 0.75

Luminaire: Haze finish, lensed angle cut wall wash trim.

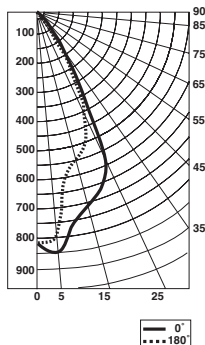
Lamps: One Q71MR16C/FL40

Luminaire Data @ 180° Downlight

Ang in Deg	Footlamberts	Candela/M ²
45	3668	12569
55	688	2357
65	324	1112
75	0	0
85	0	0

Zonal Lumen Summary

Zone	Lumens	%Lamp	%Fixture
0-30°	428	35.7	67.9
0-40°	535	44.6	84.8
0-60°	619	51.6	98.0
0-90°	631	52.6	100.0
90-180°	0	0	0
0-180°	631	52.6	100.0



Candlepower Distribution (Candelas)

Degrees Vertical	0° Wall Wash	180° Downlight
0°	800	800
5°	840	723
15°	717	480
25°	456	285
35°	191	135
45°	120	61
55°	56	9
65°	32	3
75°	16	0
85°	2	0

Footcandles on Wall from Multiple Fixtures

Fixture Distance to Wall	18"						24"					
	18"			24"			18"			24"		
Fixture Centers (spacing)	18"	24"	30"	18"	24"	30"	18"	24"	30"	18"	24"	30"
1'	18	15	18	15	8	15	10	8	10	8	6	8
2'	27	25	27	21	20	21	18	17	18	14	13	14
3'	30	30	30	23	21	23	21	21	21	16	15	16
4'	26	26	26	20	19	20	22	23	22	17	17	17
5'	20	20	20	15	15	15	20	20	20	15	16	15
6'	15	15	15	11	11	11	17	17	17	13	13	13
7'	12	12	12	9	9	9	14	14	14	11	11	11
8'	9	9	9	7	7	7	11	12	11	9	9	9
9'	8	8	8	6	6	6	9	10	9	7	7	7

*Multipliers: Gold - 0.9, Black - 0.7, Haze - 0.95

*Note: Multipliers are provided for estimating purposes only. Use IES photometric files for precise photometric information.

