

PRODUCT DESCRIPTION

Recessed adjustable MR16 luminaire with 3 1/4" aperture and precision geared hot-aiming. Fixture has 50° visual cutoff to lamp and lamp image. Sealed Air-Loc housing eliminates leak-paths to ensure maximum energy savings and controls plenum sound transmission. IC rated housing for use in direct contact with insulation.

PRODUCT SPECIFICATIONS

Trims Style Trim Ring, Self Flanged and Flush Mount Trims utilize torsion spring retention for tight, secure fit to ceiling • Trim ring features beveled knife edge for clean ceiling interface • Self Flanged reflectors with polished or optional white painted flange • Flush Mount trims must be used with FMA4 Flush Mount Adapter.

Lens Lampholder accommodates up to three (3) 2" captive accessory lenses • Supplied with stippled clear uniformity lens.

Socket Ceramic bi-pin socket with double blade nickel alloy contacts • Quick disconnect for simplified maintenance.

Lamp One 50W MR16 lamp max. (See trim for max. lamp rating)

Adjustability Acu-Aim™ precision geared hot-aiming achieves 370° rotation, 45° tilt • Optimized center lamp beam optics translates lamp forward as it is aimed off nadir, insuring maximum light and low brightness • Black aiming mechanism with shield prevents visibility into fixture and preserves dark aperture • Shield hinges out of way to facilitate maintenance.

Transformer 120V High efficiency (>90%) dual tap magnetic, toroidal transformer has a boost tap to compensate for dimmer losses, improving color temperature and lumen output • Potted to eliminate noise and vibration • High efficiency (>94%), high power factor electronic transformer also available.

Dimming May be dimmed using dimmers specifically designed for low voltage magnetic or electronic transformers; consult factory or dimmer manufacturer for additional information.

Codes/Labels UL and cUL listed for direct contact with insulation, through-branch wiring, damp locations (wet location with approved trims) • Meets energy code Air Leakage requirements per ASTM E283 • Product thermally protected • Union made.

Proprietary Bar Hanger System Patent pending Pro-VI™, telescoping bar hanger system with locking set screws, permits quick placement of housing within 24" O.C. joists or suspended ceilings • Robust bar eliminates flexing regardless of fixture position • Integral T-bar notch with locking tabs secures housing to suspended ceiling grid • Captive bugle-headed ring shank nail for quick one-step installation • Bar Hanger foot aligns to bottom of construction joist and breaks away for use in suspended ceilings.

Junction Box Rated for 4 No. 12 AWG 90° C through branch circuit conductors and includes (6) 1/2", (1) 3/4", and (4) Non-metallic sheathed cable knock-outs • Push-in electrical connectors for field connections.

RECESSED ADJUSTABLE

3-1/4" APERTURE

IC Rated, MR16 Halogen

IC43N

Project: _____

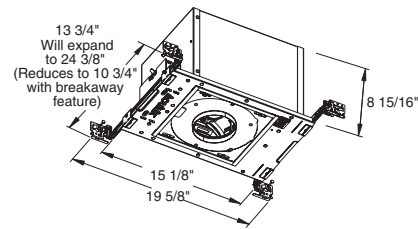
Fixture Type: _____

Location: _____

Contact/Phone: _____



DIMENSIONS



4 1/4" CEILING CUTOUT
(4 3/8" FOR FLUSH MOUNT)

Housing/Mounting Frame Steel plaster frame and aluminum housing painted black for visually dark interior • V-Notch in plaster frame aids fixture alignment during installation • Patent pending Tru-Line™ Adjustment Mechanism featuring +/- 1/2" translation aids fixture alignment after installation, prior to drywall.

Ceiling Thickness 1/2" – 7/8" ceiling standard • For thicker ceilings, order CTA4N-125 (7/8"-1 1/4"), CTA4N-163 (1 1/4"-1 5/8) or CTA4N-200 (1 5/8" – 2").

Housings

Catalog #	Description
IC43N	Low Voltage Adj. Recessed Magnetic Transformer, 120V
IC43N-E1	Low Voltage Adj. Recessed Electronic Transformer, 120V

Accessories





Cat. #	Description	Cat. #	Description
T741	Med. Pink Color Filter	T7411	Blue Green Dichroic Lens
T742	Warm Red Color Filter	T7416	Daylight Blue Correction Lens
T743	Daylight Blue Color Filter	T7420	Diffuse Spread Lens
T744	Med. Blue Color Filter	T7422	UV Filter Lens
T745	Med. Amber Color Filter	T7477	Prismatic Lens
T746	Med. Green Color Filter	T7478	Linear Spread Lens
T7401	Red Dichroic Lens	T7459BL	Hexcell Louver
T7403	Med. Green Dichroic Lens	CTA4N-125	1 1/4" Thick Ceiling Adapter
T7404	Med. Blue Dichroic Lens	CTA4N-163	1 5/8" Thick Ceiling Adapter
T7405	Yellow Dichroic Lens	CTA4N-200	2" Thick Ceiling Adapter
T7406	Magenta Dichroic Lens	FMA4	Flush Mount Adapter

To order, specify catalog number.


3 1/4" RECESSED ADJUSTABLE IC43N, MR16 Halogen

Trim Selection (Trim Ring, Self Flanged, Flush Mount)

DOWNLIGHT (Trim Ring Catalog # Shown)

Cat. No.	Description	Lamp Rating
Deep Downlight Cone		
 437NB-ABZ	Black Alzak® Cone	50W MR16
437NB-SC	Black Alzak® Cone	
437NB-WH†*	Black Alzak® Cone	
437NC-WH†*	Clear Alzak® Cone	
437NG-WH†*	Gold Alzak® Cone	
437NHZ-SC	Haze Alzak® Cone	
437NHZ-WH†*	Haze Alzak® Cone	
437NWHZ-ABZ	Wheat Haze Alzak® Cone	
437NWHZ-WH†*	Wheat Haze Alzak® Cone	
Deep Downlight Baffle		
 434NB-ABZ	Black Baffle	50W MR16
434NB-SC	Black Baffle	
434NB-WH	Black Baffle	
434NW-WH	White Baffle	
Downlight 1 1/4" Pinhole		
 4337N-ABZ	Black Alzak® Reflector	50W MR16
4337N-SC	Black Alzak® Reflector	
4337N-WH**	Black Alzak® Reflector	
Downlight Regressed 1 3/4" Pinhole		
 4307N-WH**	Black Alzak® Reflector	50W MR16

LENSED (Trim Ring Catalog # Shown)

Downlight Lensed Trim		
 432NB-WH†*	Black Alzak® Cone	50W MR16
432NC-WH†*	Clear Alzak® Cone	
432NG-WH†*	Gold Alzak® Cone	
432NHZ-SC	Haze Alzak® Cone	
432NHZ-WH†*	Haze Alzak® Cone	
432NWHZ-ABZ	Wheat Haze Alzak® Cone	
432NWHZ-WH†*	Wheat Haze Alzak® Cone	
Angle-Cut Lensed Trim		
 431NB-WH†*	Black Alzak® Cone	50W MR16
431NC-WH†*	Clear Alzak® Cone	
431NG-WH†*	Gold Alzak® Cone	
431NHZ-SC	Haze Alzak® Cone	
431NHZ-WH†*	Haze Alzak® Cone	
431NWHZ-ABZ	Wheat Haze Alzak® Cone	
431NWHZ-WH†*	Wheat Haze Alzak® Cone	
Downlight 1 1/4" Pinhole with uniformity lens		
 4332N-ABZ	Black Alzak® Reflector	50W MR16
4332N-SC	Black Alzak® Reflector	
4332N-WH**	Black Alzak® Reflector	
Adjustable 1 1/4" Pinhole with uniformity lens		
 4331N-ABZ	Black Alzak® Reflector	50W MR16
4331N-SC	Black Alzak® Reflector	
4331N-WH**	Black Alzak® Reflector	
Downlight Regressed 1 3/4" Pinhole with uniformity lens		
 4302N-WH**	Black Alzak® Reflector	50W MR16
Adjustable Regressed 1 3/4" Pinhole with uniformity lens		
 4301N-WH**	Black Alzak® Reflector	50W MR16










† **Self Flanged:** Replace "-WH" suffix with "-SF".

For self flanged reflector with optional white painted flange, replace "-SF" suffix with "-SEWH".

Flush Mount: *Replace "-WH" suffix with "-FM". **Add "FM" to the Catalog #.

Flush Mount trims must be used with FMA4 Flush Mount Adapter, ordered separately.

ADJUSTABLE ACCENT (Trim Ring Catalog # Shown)

Cat. No.	Description	Lamp Rating
Angle-Cut Cone		
 438NB-ABZ	Black Alzak® Cone	50W MR16
438NB-SC	Black Alzak® Cone	
438NB-WH†*	Black Alzak® Cone	
438NC-WH†*	Clear Alzak® Cone	
438NG-WH†*	Gold Alzak® Cone	
438NHZ-SC	Haze Alzak® Cone	
438NHZ-WH†*	Haze Alzak® Cone	
438NWHZ-ABZ	Wheat Haze Alzak® Cone	
438NWHZ-WH†*	Wheat Haze Alzak® Cone	
20° Angle-Cut Cone		
 430NB-WH†*	Black Alzak® Cone	50W MR16
430NC-WH†*	Clear Alzak® Cone	
430NG-WH†*	Gold Alzak® Cone	
430NHZ-SC	Haze Alzak® Cone	
430NHZ-WH†*	Haze Alzak® Cone	
430NWHZ-ABZ	Wheat Haze Alzak® Cone	
430NWHZ-WH†*	Wheat Haze Alzak® Cone	
Slot Angle-Cut Cone		
 436NB-ABZ	Black Alzak® Cone	50W MR16
436NB-SC	Black Alzak® Cone	
436NB-WH†*	Black Alzak® Cone	
436NC-WH†*	Clear Alzak® Cone	
436NG-WH†*	Gold Alzak® Cone	
436NHZ-SC	Haze Alzak® Cone	
436NHZ-WH†*	Haze Alzak® Cone	
436NWHZ-ABZ	Wheat Haze Alzak® Cone	
436NWHZ-WH†*	Wheat Haze Alzak® Cone	
Angle-Cut Baffle		
 435NB-ABZ	Black Baffle	50W MR16
435NB-SC	Black Baffle	
435NB-WH	Black Baffle	
435NW-WH	White Baffle	
Adjustable 1 1/4" Pinhole		
 433N-ABZ	Black Alzak® Reflector	50W MR16
433N-SC	Black Alzak® Reflector	
433N-WH**	Black Alzak® Reflector	
Adjustable 1 3/4" Pinhole		
 4335N-ABZ	Black Alzak® Reflector	50W MR16
4335N-SC	Black Alzak® Reflector	
4335N-WH**	Black Alzak® Reflector	
Slot Pinhole		
 4345N-WH**	Black Alzak® Reflector	50W MR16
Adjustable Regressed 1 3/4" Pinhole		
 4308N-WH**	Black Alzak® Reflector	50W MR16
Mirrored Super Adjustable		
 4349NB-BL	Black Baffle, Black Trim	50W MR16
4349NB-WH	Black Baffle, White Trim	

WALL WASH (Trim Ring Catalog# Shown)

Lensed Wall Wash		
 439NB-WH†*	Black Alzak® Cone	50W MR16
439NC-WH†*	Clear Alzak® Cone	
439NG-WH†*	Gold Alzak® Cone	
439NW-WH†*	White Cone	
439NHZ-SC	Haze Alzak® Cone	
439NHZ-WH†*	Haze Alzak® Cone	
439NWHZ-ABZ	Wheat Haze Alzak® Cone	
439NWHZ-WH†*	Wheat Haze Alzak® Cone	

Trim Ring Finish: ABZ - Classic Aged Bronze, BL - Black, SC - Satin Chrome, WH - White.