



RECESSED DOWNLIGHT

1-1/4" PINHOLE APERTURE

IC Rated, 50W MR16

IC43N, 4337N TRIM

PRODUCT DESCRIPTION

Recessed MR16 downlight luminaire with 1 1/4" pinhole aperture. Fixture has 50° visual cutoff to lamp and lamp image. Sealed Air-Loc housing eliminates leak-paths to ensure maximum energy savings and controls plenum sound transmission. IC rated housing for use in direct contact with insulation.

PRODUCT SPECIFICATIONS

Reflector .040" aluminum parabolic reflector in black Alzak finish shields housing interior.

Trims Style Trim Ring and Flush Mount trims utilize torsion spring retention for tight, secure fit to ceiling • Trim ring features beveled knife edge for clean ceiling interface • For flush mount installations in drywall ceilings use the FMA4 flush mount adapter • For flush mount installations in wood, stone, or tile ceilings the FMA4-SC*** must be used (specify ceiling thickness and adapter finish).

Lens Lampholder accommodates up to three (3) 2" captive accessory lenses • Supplied with stippled clear uniformity lens.

Socket Ceramic bi-pin socket with double blade nickel alloy contacts • Quick disconnect for simplified maintenance.

Lamp One 50W MR16 lamp.

Transformer 120V High efficiency (>90%) dual tap magnetic, toroidal transformer has a boost tap to compensate for dimmer losses, improving color temperature and lumen output • Potted to eliminate noise and vibration • High efficiency (>94%), high power factor electronic transformer also available.

Dimming May be dimmed using dimmers specifically designed for low voltage magnetic or electronic transformers; consult factory or dimmer manufacturer for additional information.

Codes/Labels UL and cUL listed for direct contact with insulation, through-branch wiring, damp locations • Meets energy code Air Leakage requirements per ASTM E283 • Product thermally protected • Union made.

Proprietary Bar Hanger System Patent pending Pro-VI™, telescoping bar hanger system with locking set screws, permits quick placement of housing within 24" O.C. joists or suspended ceilings • Robust bar eliminates flexing regardless of fixture position • Integral T-bar notch with locking tabs secures housing to suspended ceiling grid • Captive bugle-headed ring shank nail for quick one-step installation • Bar Hanger foot aligns to bottom of construction joist and breaks away for use in suspended ceilings.

Junction Box Rated for 4 No. 12 AWG 90° C through branch circuit conductors and includes (6) 1/2", (1) 3/4", and (4) Non-metallic sheathed cable knock-outs • Push-in connectors for field connections.

Housing/Mounting Frame Steel plaster frame and aluminum housing painted black for visually dark interior • V-Notch in plaster frame aids fixture alignment during installation • Patent pending Tru-Line™ Adjustment Mechanism featuring +/- 1/2" translation aids fixture alignment after installation, prior to drywall.

Ceiling Thickness 1/2" – 7/8" ceiling standard • For thicker ceilings, order CTA4N-125 (7/8"-1 1/4"), CTA4N-163 (1 1/4"-1 5/8") or CTA4N-200 (1 5/8"-2") • CTA4N not required for wood, stone, or tile flush mount applications.

Project: _____

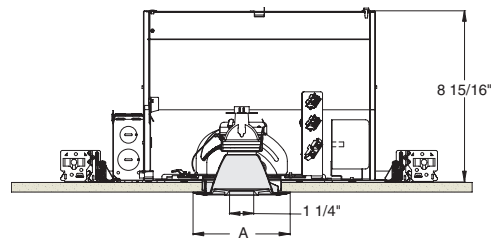
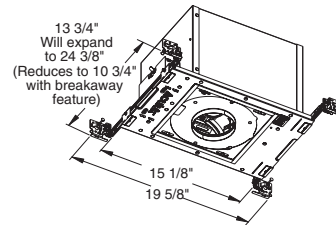
Fixture Type: _____

Location: _____

Contact/Phone: _____



DIMENSIONS



4 1/4" CEILING CUTOUT
(REFER TO INSTRUCTION SHEET FOR FLUSH MOUNT CEILING CUTOUT)

	A
Trim Ring	5"
Flush Mount	3 7/8"

RECESSED DOWNLIGHT

1-1/4" PINHOLE APERTURE

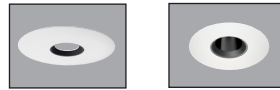
IC Rated, 50W MR16

IC43N, 4337N TRIM

Housings

Catalog #	Description
IC43N	Low Voltage Recessed Magnetic Transformer, 120V
IC43N-E1	Low Voltage Recessed Electronic Transformer, 120V

1 1/4" Downlight Pinhole



Trim Ring	Flush Mount ¹	Description
4337N-WH	4337N-WH-FM	White Trim
4337N-ABZ	-	Aged Bronze Trim
4337N-SC	-	Satin Chrome Trim
4337N-BL	4337N-BL-FM	Black Trim

¹Flush Mount trims must be used with Flush Mount Adapter, ordered separately.
Product specifications subject to change without notice.

Flush Mount Adapters

FMA4	Description
FMA4-SC087-WH	Wood, Stone, Tile, 1/2"-7/8" Thick Ceiling, Adapter, White
FMA4-SC087-BL	Wood, Stone, Tile, 1/2"-7/8" Thick Ceiling, Adapter, Black
FMA4-SC125-WH	Wood, Stone, Tile, 7/8"-1 1/4" Thick Ceiling, Adapter, White
FMA4-SC125-BL	Wood, Stone, Tile, 7/8"-1 1/4" Thick Ceiling, Adapter, Black
FMA4-SC163-WH	Wood, Stone, Tile, 1 1/4"-1 5/8" Thick Ceiling, Adapter, White
FMA4-SC163-BL	Wood, Stone, Tile, 1 1/4"-1 5/8" Thick Ceiling, Adapter, Black

Optical Accessories

Cat. #	Description	Cat. #	Description
T741	Med. Pink Color Filter	T7405	Yellow Dichroic Lens
T742	Warm Red Color Filter	T7406	Magenta Dichroic Lens
T743	Daylight Blue Color Filter	T7411	Blue Green Dichroic Lens
T744	Med. Blue Color Filter	T7416	Daylight Blue Correction Lens
T745	Med. Amber Color Filter	T7420	Diffuse Spread Lens
T746	Med. Green Color Filter	T7422	UV Filter Lens
T7401	Red Dichroic Lens	T7477	Prismatic Lens
T7403	Med. Green Dichroic Lens	T7478	Linear Spread Lens
T7404	Med. Blue Dichroic Lens	T7459BL	Hexcell Louver

Misc. Accessories

CTA4N-125	1 1/4" Thick Ceiling Adapter
CTA4N-163	1 5/8" Thick Ceiling Adapter
CTA4N-200	2" Thick Ceiling Adapter

To order, specify catalog number.



