



BLACK BODY DIMMING & TUNABLE WHITE 700/1000 LUMEN ADJUSTABLE LED

3-1/4" APERTURE

**IC(9)43T, IC49T,
TC(9)49T**

PRODUCT DESCRIPTION

Recessed adjustable LED luminaire features both Black Body Dimming and Tunable White technology in a single fixture. In Black Body Dimming mode, the luminaire duplicates halogen dimming, creating a natural warm glow as the CCT shifts from 3000K to less than 1800K when dimmed. In Tunable White mode, the CCT can be adjusted anywhere along the Planckian locus from 2000K through 4350K independent of dimming. Aculux Black Body Dimming and Tunable White luminaires feature a sealed Air-Loc® housing and is available in both IC and Non-IC rated configurations.

PRODUCT SPECIFICATIONS

LED Light Engine With single dimmer connected, the light engine duplicates halogen, with the CCT shifting from 3000K at 100% to 1800K when dimmed to 1% • Connect a second dimmer to engage Tunable White mode, featuring independent dimming and CCT tuning from 2000K through 4350K • Superb color consistency within 2 SDCM of the Planckian locus over CCT range • Accurate color rendition with 90 CRI at 3000K, and 85 CRI/70 R9 throughout CCT range.

Dimming and CCT Control Black Body Dimming and CCT Tuning are compatible with most 0-10V protocol dimmers • IC rated housings are rated for 120-277V input • For Non-IC housings, specify 120V or 277V. Refer to installation instructions for detailed wiring schematics.

Modular Optics Field interchangeable optics available with 21° Very Narrow Flood, 27° Narrow Flood, or 36° Flood distributions • 50° distribution is available when AF3-50DEG accessory lens is used with 27° Narrow Flood optic • Patent pending auto-adjusting optic holder maximizes luminaire efficiency by maintaining optimal LED optic position relative to trim • Accommodates up to three (3) beam control lenses and/or filters.

Adjustability Acu-Aim™ precision geared hot-aiming achieves 370° rotation, 45° tilt • Optimized center beam optics translates light engine forward as it is aimed off nadir

Trims Style Trim Ring, Self Flanged and Flush Mount reflectors available • Trim ring features beveled knife edge for clean ceiling interface • Self Flanged reflectors with polished or optional white painted flange • For flush mount installations in drywall ceilings use the FMA4 flush mount adapter • For flush mount installations in wood, stone, or tile ceilings the FMA4-SC*** must be used (specify ceiling thickness and adapter finish).

Life Rated for 50,000 hrs at 70% lumen maintenance.

Warranty 5 years from date of purchase on LED components • Standard Juno Lighting Group product guarantee terms and conditions apply.

Codes/Labels UL and cUL listed for through branch wiring, damp or wet locations depending on trim • Meets energy code Air Leakage requirements per ASTM E283 • Union made.

Mounting Available with either Patented (US Patent 8,038,113) Pro-VI™ bar hanger system, permitting quick placement of housing with 24" on-center joists or suspended ceilings, or with vertically adjustable mounting brackets (butterfly brackets). Specify mounting style when ordering.

Junction Box IC housings are rated for 4 No. 12 AWG 90°C through branch circuit conductors. • Non-IC housings are rated for 8 No. 12 AWG 90°C through branch circuit conductors. • Includes (5) 1/2", (1) 3/4", and (4) Non-metallic sheathed cable knock-outs. • Push-in electrical connectors for field connections.

Housing/Mounting Frame Housing painted black for visually dark interior • V-Notch in plaster frame and Patented (US Patent 8,277,090) Tru-Line™ Platform featuring +/- 1/2" translation aids fixture alignment after installation, prior to drywall.

Ceiling Thickness 1/2" - 7/8" ceiling standard • For thicker ceilings, order CTA4N-125 (7/8"-1 1/4"), CTA4N-163 (1 1/4"-1 5/8") or CTA4N-200 (1 5/8"- 2") • CTA4N not required for wood, stone, or tile flush mount applications.

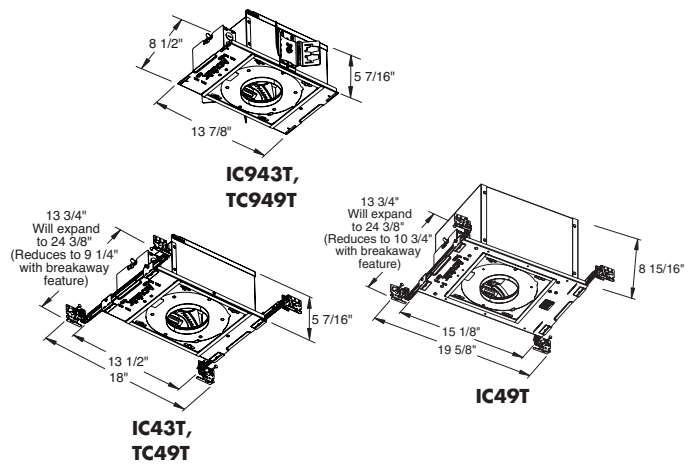
ELECTRICAL DATA

Housing	IC(9)43T		IC49T		TC(9)49T	
Voltage	120	277	120	277	120	277
Input Power (W)	13.0	14.3	20.5	21.6	22.5	23.6
Input Current (A)	0.11	0.06	0.17	0.09	0.18	0.09
Frequency	50/60Hz		50/60Hz		50/60Hz	
Power Factor	0.99	0.92	0.99	0.92	0.99	0.92

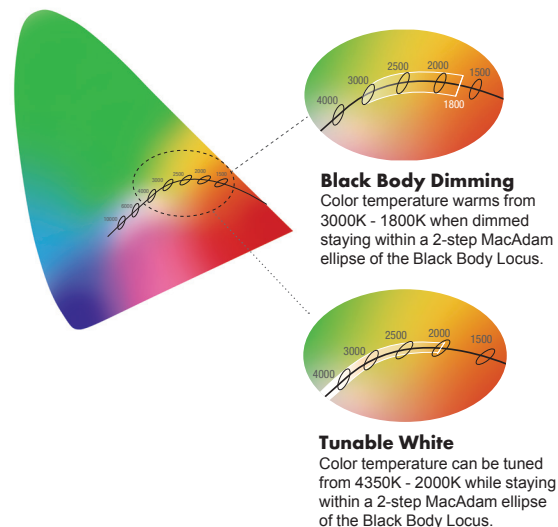
Type	Cat. No.

Project:	_____
Notes:	_____

DIMENSIONS



4 1/4" CEILING CUTOUT
(REFER TO INSTRUCTION SHEET FOR
FLUSH MOUNT CEILING CUTOUT)



BLACK BODY DIMMING & TUNABLE WHITE 700/1000 LUMEN ADJUSTABLE LED

3-1/4" APERTURE

**IC(9)43T, IC49T,
TC(9)49T**

Ordering Information Housing, trim and accessories each ordered separately

Example: **TC949T-W-N-U1**

Housing	Tunable White Range	Beam Spread	Voltage/Dimming ¹	Options
<input type="text"/>	<input type="text" value="W"/>	<input type="text"/>	<input type="text"/>	<input type="text"/>
IC43T 700 Lumen, Bar Hangers (IC)	W 4350K - 2000K	V 21° Very Narrow Flood	U 120-277V, 0-10V Dimming	CP* Chicago Plenum
IC943T 700 Lumen, Butterfly Brackets (IC)		N 27° Narrow Flood	U1 120V, 0-10V Dimming	
IC49T 1000 Lumen, Bar Hangers (IC)		F 36° Flood	U2 277V, 0-10V Dimming	
TC49T 1000 Lumen, Bar Hangers (Non-IC)				
TC949T 1000 Lumen, Butterfly Brackets (Non-IC)				

*Not available on IC49T Housing.
¹ IC is Universal voltage. Specify voltage for Non-IC products.

Flush Mount Adapters

Cat. #	Description
FMA4	Drywall Ceiling Adapter
FMA4-SC087-WH	Wood, Stone, Tile, 1/2"-7/8" Thick Ceiling, Adapter, White
FMA4-SC087-BL	Wood, Stone, Tile, 1/2"-7/8" Thick Ceiling, Adapter, Black
FMA4-SC125-WH	Wood, Stone, Tile, 7/8"-1 1/4" Thick Ceiling, Adapter, White
FMA4-SC125-BL	Wood, Stone, Tile, 7/8"-1 1/4" Thick Ceiling, Adapter, Black
FMA4-SC163-WH	Wood, Stone, Tile, 1 1/4"-1 5/8" Thick Ceiling, Adapter, White
FMA4-SC163-BL	Wood, Stone, Tile, 1 1/4"-1 5/8" Thick Ceiling, Adapter, Black

Optical Accessories

Cat. #	Description	Cat. #	Description
TIR-TW-V	21° Very Narrow Flood Optic	T7403	Med. Green Dichroic Lens
TIR-TW-N	27° Narrow Flood Optic	T7404	Med. Blue Dichroic Lens
TIR-TW-F	36° Flood Optic	T7405	Yellow Dichroic Lens
AF3-50DEG	50° Optic Film (Use with 27° Optic)	T7406	Magenta Dichroic Lens
T741	Med. Pink Color Filter	T7411	Blue Green Dichroic Lens
T742	Warm Red Color Filter	T7416	Daylight Blue Correction Lens
T743	Daylight Blue Color Filter	T7420	Diffuse Spread Lens
T744	Med. Blue Color Filter	T7422	UV Filter Lens
T745	Med. Amber Color Filter	T7477	Prismatic Lens
T746	Med. Green Color Filter	T7478	Linear Spread Lens
T7401	Red Dichroic Lens	T7459BL	Hexcell Louver

Product specifications subject to change without notice.

Misc. Accessories

Cat. #	Description
CTA4N-125	1 1/4" Thick Ceiling Adapter
CTA4N-163	1 5/8" Thick Ceiling Adapter
CTA4N-200	2" Thick Ceiling Adapter
HB-1	(2) Real Nail 3 Bar Hangers
HB-26	(2) 26" C-Channel Bar Hangers
HB-50	(2) 50" C-Channel Bar Hangers
LB-27	(2) 27" Linear Bar Hangers
EMI-20	20W Emergency Lighting Inverter

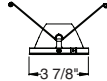
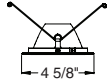
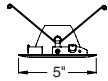
To order, specify catalog number.



BLACK BODY DIMMING & TUNABLE WHITE 700/1000 LUMEN ADJUSTABLE LED IC(9)43T, IC49T, TC(9)49T

DOWNLIGHT

Parabolic Downlight Cone



Trim Ring¹

437NB-ABZ
437NB-SC
437NB-WH
437NC-WH
437NG-WH
437NHZ-SC
437NHZ-WH
437NWHZ-ABZ
437NWHZ-WH

Self Flanged²

-
-
437NB-SF
437NC-SF
437NG-SF
-
437NHZ-SF
-
437NWHZ-SF

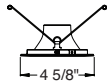
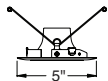
Flush Mount³

-
-
437NB-FM
437NC-FM
437NG-FM
-
437NHZ-FM
-
437NWHZ-FM

Description

Black Alzak® Cone
Black Alzak® Cone
Black Alzak® Cone
Clear Alzak® Cone
Gold Alzak® Cone
Haze Alzak® Cone
Haze Alzak® Cone
Wheat Haze Alzak® Cone
Wheat Haze Alzak® Cone

Hyperbolic Downlight Reflector



Trim Ring¹

4017NB-WH
4017NC-WH
4017NHZ-WH
4017NW-WH
4017NWHZ-WH

Self Flanged²

4017NB-SF
4017NC-SF
4017NHZ-SF
4017NW-SF
4017NWHZ-SF

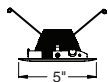
Flush Mount³

4017NB-FM
4017NC-FM
4017NHZ-FM
4017NW-FM
4017NWHZ-FM

Description

Black Alzak® Reflector
Clear Alzak® Reflector
Haze Alzak® Reflector
White Alzak® Reflector
Wheat Haze Alzak® Reflector

Deep Downlight Baffle



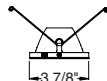
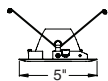
Trim Ring¹

434NB-ABZ
434NB-SC
434NB-WH
434NW-WH

Description

Black Baffle
Black Baffle
Black Baffle
White Baffle

Downlight 1 1/4" Pinhole



Trim Ring¹

4337N-ABZ
4337N-BL
4337N-SC
4337N-WH

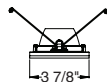
Flush Mount³

-
4337N-BL-FM
-
4337N-WH-FM

Description

Aged Bronze Trim, Black Alzak® Reflector
Black Trim, Black Alzak® Reflector
Satin Chrome Trim, Black Alzak® Reflector
White Trim, Black Alzak® Reflector

Downlight Regressed 1 3/4" Pinhole



Trim Ring¹

4307N-BL
4307N-WH

Flush Mount³

4307N-BL-FM
4307N-WH-FM

Description

Black Trim, Black Alzak® Reflector
White Trim, Black Alzak® Reflector

¹Trim Ring Finish: ABZ - Classic Aged Bronze, SC - Satin Chrome, WH - White, BL - Black.

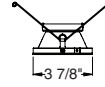
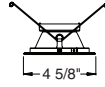
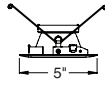
²Self Flanged: For self flanged reflector with optional white painted flange, replace "-SF" suffix with "-SFWH".

³Flush Mount: Flush Mount trims must be used with Flush Mount Adapter, ordered separately.

BLACK BODY DIMMING & TUNABLE WHITE 700/1000 LUMEN ADJUSTABLE LED IC(9)43T, IC49T, TC(9)49T

Lensed

Deep Lensed Trim



Trim Ring¹

432NB-WH
432NC-WH
432NG-WH
432NHZ-SC
432NHZ-WH
432NWHZ-ABZ
432NWHZ-WH

Self Flanged²

432NB-SF
432NC-SF
432NG-SF
-
432NHZ-SF
-
432NWHZ-SF

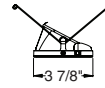
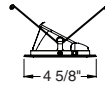
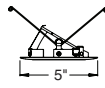
Flush Mount³

432NB-FM
432NC-FM
432NG-FM
-
432NHZ-FM
-
432NWHZ-FM

Description

Black Alzak® Cone
Clear Alzak® Cone
Gold Alzak® Cone
Haze Alzak® Cone
Haze Alzak® Cone
Wheat Haze Alzak® Cone
Wheat Haze Alzak® Cone

Angle-Cut Lensed Trim



Trim Ring¹

431NB-WH
431NC-WH
431NG-WH
431NHZ-SC
431NHZ-WH
431NWHZ-ABZ
431NWHZ-WH

Self Flanged²

431NB-SF
431NC-SF
431NG-SF
-
431NHZ-SF
-
431NWHZ-SF

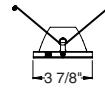
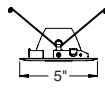
Flush Mount³

431NB-FM
431NC-FM
431NG-FM
-
431NHZ-FM
-
431NWHZ-FM

Description

Black Alzak® Cone
Clear Alzak® Cone
Gold Alzak® Cone
Haze Alzak® Cone
Haze Alzak® Cone
Wheat Haze Alzak® Cone
Wheat Haze Alzak® Cone

Downlight 1 1/4" Pinhole with Uniformity Lens



Trim Ring¹

4332N-ABZ
4332N-BL
4332N-SC
4332N-WH

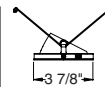
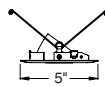
Flush Mount³

-
4332N-BL-FM
-
4332N-WH-FM

Description

Aged Bronze Trim, Black Alzak® Reflector
Black Trim, Black Alzak® Reflector
Satin Chrome Trim, Black Alzak® Reflector
White Trim, Black Alzak® Reflector

Adjustable 1 1/4" Pinhole with Uniformity Lens



Trim Ring¹

4331N-ABZ
4331N-BL
4331N-SC
4331N-WH

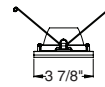
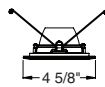
Flush Mount³

-
4331N-BL-FM
-
4331N-WH-FM

Description

Aged Bronze Trim, Black Alzak® Reflector
Black Trim, Black Alzak® Reflector
Satin Chrome Trim, Black Alzak® Reflector
White Trim, Black Alzak® Reflector

Downlight Regressed 1 3/4" Pinhole with Uniformity Lens



Trim Ring¹

4302N-BL
4302N-WH

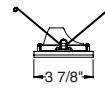
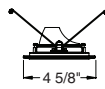
Flush Mount³

4302N-BL-FM
4302N-WH-FM

Description

Black Trim, Black Alzak® Reflector
White Trim, Black Alzak® Reflector

Adjustable Regressed 1 3/4" Pinhole with Uniformity Lens



Trim Ring¹

4301N-BL
4301N-WH

Flush Mount³

4301N-BL-FM
4301N-WH-FM

Description

Black Trim, Black Alzak® Reflector
White Trim, Black Alzak® Reflector

¹Trim Ring Finish: ABZ - Classic Aged Bronze, SC - Satin Chrome, WH - White, BL - Black.

²Self Flanged: For self flanged reflector with optional white painted flange, replace "-SF" suffix with "-SFWH".

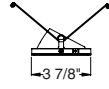
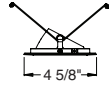
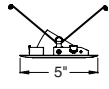

³Flush Mount: Flush Mount trims must be used with FMA4 Flush Mount Adapter, ordered separately.



BLACK BODY DIMMING & TUNABLE WHITE 700/1000 LUMEN ADJUSTABLE LED IC(9)43T, IC49T, TC(9)49T

Adjustable Accent

Angle-Cut Cone



Trim Ring¹

438NB-ABZ
438NB-SC
438NB-WH
438NC-WH
438NG-WH
438NHZ-SC
438NHZ-WH
438NWHZ-ABZ
438NWHZ-WH

Self Flanged²

-
-
438NB-SF
438NC-SF
438NG-SF
-
438NHZ-SF
-
438NWHZ-SF

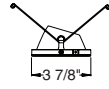

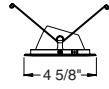

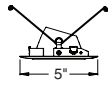

Flush Mount³

-
-
438NB-FM
438NC-FM
438NG-FM
-
438NHZ-FM
-
438NWHZ-FM

Description

Black Alzak® Cone
Black Alzak® Cone
Black Alzak® Cone
Clear Alzak® Cone
Gold Alzak® Cone
Haze Alzak® Cone
Haze Alzak® Cone
Wheat Haze Alzak® Cone
Wheat Haze Alzak® Cone

20° Angle-Cut Cone



Trim Ring¹

430NB-WH
430NC-WH
430NG-WH
430NHZ-SC
430NHZ-WH
430NWHZ-ABZ
430NWHZ-WH

Self Flanged²

430NB-SF
430NC-SF
430NG-SF
-
430NHZ-SF
-
430NWHZ-SF

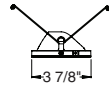
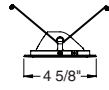
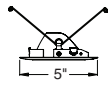
Flush Mount³

430NB-FM
430NC-FM
430NG-FM
-
430NHZ-FM
-
430NWHZ-FM

Description

Black Alzak® Cone
Clear Alzak® Cone
Gold Alzak® Cone
Haze Alzak® Cone
Haze Alzak® Cone
Wheat Haze Alzak® Cone
Wheat Haze Alzak® Cone

Slot Angle-Cut Cone



Trim Ring¹

436NB-ABZ
436NB-SC
436NB-WH
436NC-WH
436NG-WH
436NHZ-SC
436NHZ-WH
436NWHZ-ABZ
436NWHZ-WH

Self Flanged²

-
-
436NB-SF
436NC-SF
436NG-SF
-
436NHZ-SF
-
436NWHZ-SF

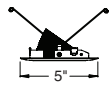

Flush Mount³

-
-
436NB-FM
438NC-FM
436NG-FM
-
436NHZ-FM
-
436NWHZ-FM

Description

Black Alzak® Cone
Black Alzak® Cone
Black Alzak® Cone
Clear Alzak® Cone
Gold Alzak® Cone
Haze Alzak® Cone
Haze Alzak® Cone
Wheat Haze Alzak® Cone
Wheat Haze Alzak® Cone

Angle-Cut Baffle



Trim Ring¹

435NB-ABZ
435NB-SC
435NB-WH
435NW-WH

Description

Black Baffle
Black Baffle
Black Baffle
White Baffle

¹Trim Ring Finish: ABZ - Classic Aged Bronze, SC - Satin Chrome, WH - White, BL - Black.

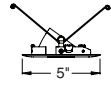

²Self Flanged: For self flanged reflector with optional white painted flange, replace ".SF" suffix with ".SFWH".

³Flush Mount: Flush Mount trims must be used with FMA4 Flush Mount Adapter, ordered separately.

BLACK BODY DIMMING & TUNABLE WHITE 700/1000 LUMEN ADJUSTABLE LED IC(9)43T, IC49T, TC(9)49T

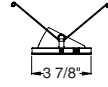
Adjustable Accent (continued)

Adjustable 1 1/4" Pinhole



Trim Ring¹

433N-ABZ
433N-BL
433N-SC
433N-WH



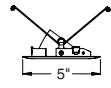

Flush Mount³

-
433N-BL-FM
-
433N-WH-FM

Description

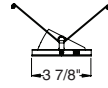
Aged Bronze Trim, Black Alzak® Reflector
Black Trim, Black Alzak® Reflector
Satin Chrome Trim, Black Alzak® Reflector
White Trim, Black Alzak® Reflector

Adjustable 1 3/4" Pinhole



Trim Ring¹

4335N-ABZ
4335N-BL
4335N-SC
4335N-WH



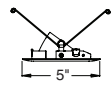
Flush Mount³

-
4335N-BL-FM
-
4335N-WH-FM

Description

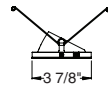
Aged Bronze Trim, Black Alzak® Reflector
Black Trim, Black Alzak® Reflector
Satin Chrome Trim, Black Alzak® Reflector
White Trim, Black Alzak® Reflector

Slot Pinhole



Trim Ring¹

4345N-BL
4345N-WH



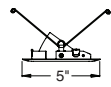
Flush Mount³

4345N-BL-FM
4345N-WH-FM

Description

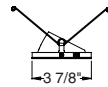
Black Trim, Black Alzak® Reflector
White Trim, Black Alzak® Reflector

Adjustable Regressed 1 3/4" Pinhole



Trim Ring¹

4308N-BL
4308N-WH



Flush Mount³

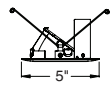
4308N-BL-FM
4308N-WH-FM

Description

Black Trim, Black Alzak® Reflector
White Trim, Black Alzak® Reflector

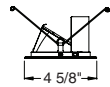
Wall Wash

Lensed Wall Wash



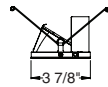
Trim Ring¹

439NB-WH
439NC-WH
439NG-WH
439NW-WH
439NHZ-SC
439NHZ-WH
439NWHZ-ABZ
439NWHZ-WH



Self Flanged²

439NB-SF
439NC-SF
439NG-SF
439NW-SF
-
439NHZ-SF
-
439NWHZ-SF



Flush Mount³

439NB-FM
439NC-FM
439NG-FM
439NW-FM
-
439NHZ-FM
-
439NWHZ-FM

Description

Black Alzak® Cone
Clear Alzak® Cone
Gold Alzak® Cone
White Cone
Haze Alzak® Cone
Haze Alzak® Cone
Wheat Haze Alzak® Cone
Wheat Haze Alzak® Cone



¹Trim Ring Finish: ABZ - Classic Aged Bronze, SC - Satin Chrome, WH - White, BL - Black.

²Self Flanged: For self flanged reflector with optional white painted flange, replace ".SF" suffix with ".SFWH".

³Flush Mount: Flush Mount trims must be used with FMA4 Flush Mount Adapter, ordered separately.