



LED RECESSED ADJUSTABLE

3-1/4" APERTURE

Non-IC Rated, 1000 LUMEN



TC49L, TC949L

PRODUCT DESCRIPTION

Recessed adjustable 20W LED luminaire produces up to 1000 fixture lumens (depending on trim) and approximates the performance of a 75W MR16 lamp. Fixture has 50° visual cutoff and features precision geared hot-aiming. Sealed Air-Loc® housing ensures maximum energy savings and controls plenum sound transmission. Low profile Non-IC rated housing for use in non-insulated areas or where insulation is spaced at least 3" from housing.

PRODUCT SPECIFICATIONS

LED Light Engine Consistent fixture to fixture color consistency within 3-step MacAdam ellipse • 2700K, 3000K, 3500K, or 4000K color temperatures are available with 85 CRI typical • 3000K also available with 93 CRI typical and R9 >80.

Modular Optics Available with 12° Spot, 24° Narrow Flood, or 35° Flood field interchangeable optics • 50° distribution is available when AF3-50DEG accessory lens is used with 12° Spot optic • Patent pending auto-adjusting optic holder maximizes luminaire efficiency by maintaining optimal LED optic position • Accommodates up to three (3) additional beam control lenses and/or filters.

Adjustability Acu-Aim™ precision geared hot-aiming achieves 370° rotation, 45° tilt • Optimized center beam optics translates light engine forward as it is aimed off nadir, ensuring maximum light and low brightness • Black aiming mechanism preserves dark aperture.

Trims Style Trim Ring, Self Flanged and Flush Mount reflectors utilize torsion spring retention for tight, secure fit to ceiling • Trim ring features beveled knife edge for clean ceiling interface • Self Flanged reflectors with polished or optional white painted flange • For flush mount installations in drywall ceilings use the FMA4 flush mount adapter • For flush mount installations in wood, stone, or tile ceilings the FMA4-SC*** must be used (specify ceiling thickness and adapter finish).

LED Driver Choice of four drivers to accommodate voltages from 120-277 volts AC • Dedicated 120V (-1) driver is dimmable with most incandescent, magnetic low voltage, and electronic low voltage dimmers • Universal Voltage (-U) driver is dimmable with most 0-10V protocol dimmers • Lutron Hi-Lume® A Series 3-wire (-L) driver is dimmable with 3-wire fluorescent controls and compatible with EcoSystem® • Lutron Hi-Lume® A Series 2-wire (-D) driver is dimmable with 2-wire forward phase dimmers containing a neutral wire • For a list of compatible dimmers, refer to [ACLXLED-DIM](#) • Power Factor > 0.9 • Field replaceable from below or above ceiling.

Life Rated for 50,000 hrs at 70% lumen maintenance.

Warranty 5 years from date of purchase on LED components • Standard Juno Lighting Group product guarantee terms and conditions apply.

Codes/Labels UL and cUL listed for through branch wiring, damp locations and wet locations with suitable trims • Meets energy code Air Leakage requirements per ASTM E283 • ENERGY STAR® Qualified with select trims • Union made.

Mounting TC49L features Patented (US Patent 8.038,113) Pro-VI™ Bar Hanger System with locking set screws, permitting quick placement of housing within 24" O.C. joists or suspended ceilings • Robust bar eliminates flexing regardless of fixture position • Integral T-bar notch with locking tabs secures housing to suspended ceiling grid • Captive bugle-headed ring shank nail for quick one-step installation • Bar Hanger foot aligns to bottom of construction joist and breaks away for use in suspended ceilings.

TC949L is equipped with vertically adjustable mounting brackets that accept 1/2" conduit, "C" channels (HB-26 or HB-50), linear flat bars (LB-27) or 26" telescoping Real Nail bar hangers (HB-1).

Junction Box Rated for 8 No. 12 AWG 90° C through branch circuit conductors and includes (6) 1/2", (1) 3/4", and (4) Non-metallic sheathed cable knock-outs • Push-in electrical connectors for field connections.

Housing/Mounting Frame Black steel plaster frame and housing painted for visually dark interior • V-Notch in plaster frame and Patented (US Patent 8,277,090) Tru-Line™ Platform featuring +/- 1/2" translation aids fixture alignment after installation, prior to drywall.

Ceiling Thickness 1/2" - 7/8" ceiling standard • For thicker ceilings, order CTA4N-125 (7/8"-1 1/4"), CTA4N-163 (1 1/4"-1 5/8") or CTA4N-200 (1 5/8"-2") • CTA4N not required for wood, stone, or tile flush mount applications.

REV-11/14

Project: _____

Fixture Type: _____

Location: _____

Contact/Phone: _____

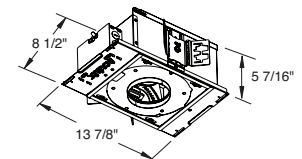
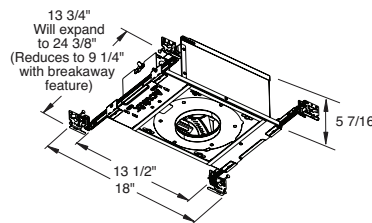
TC49L



TC949L



DIMENSIONS



4 1/4" CEILING CUTOUT
(REFER TO INSTRUCTION SHEET FOR
FLUSH MOUNT CEILING CUTOUT)

ELECTRICAL DATA

Driver Option	Dedicated 120V (-1)	Universal Voltage (-U)		Lutron 3-wire (-L)		Lutron 2-wire (-D)
Voltage	120	120	277	120	277	120
Input Power	18.7	20.6	22.1	19.7	21.1	20.0
Input Current	0.16	0.17	0.08	0.16	0.08	0.17
Frequency	50/60Hz	50/60Hz		50/60Hz		50/60Hz
Power Factor	0.98	0.99	0.90	0.99	0.94	0.98



LED RECESSED ADJUSTABLE

3-1/4" APERTURE

Non-IC Rated, 1000 LUMEN

TC49L, TC949L**Ordering Information** Example: **TC49L-830-N-U**

Housings	CRI/Color Temperature	Beam Optics	Drivers	Options
TC49L	827 2700K, 85CRI	S 12° Spot	I 120V, Forward & Reverse Phase Dimming	CP Chicago Plenum
TC949L	830 3000K, 85CRI	N 24° Narrow Flood	U 120-277V, 0-10V Dimming	
	835 3500K, 85CRI	F 35° Flood	L 120-277V, Lutron Hi-Lume 3-wire Dimming, Ecosystem Compatible	
	840 4000K, 85CRI		D 120V, Lutron Hi-Lume 2-wire Dimming	
	930* 3000K, 93CRI			

*Not ENERGY STAR® Qualified.

Flush Mount Adapters

Cat. #	Description
FMA4	Drywall Ceiling Adapter
FMA4-SC087-WH	Wood, Stone, Tile, 1/2"-7/8" Thick Ceiling, Adapter, White
FMA4-SC087-BL	Wood, Stone, Tile, 1/2"-7/8" Thick Ceiling, Adapter, Black
FMA4-SC125-WH	Wood, Stone, Tile, 7/8"-1 1/4" Thick Ceiling, Adapter, White
FMA4-SC125-BL	Wood, Stone, Tile, 7/8"-1 1/4" Thick Ceiling, Adapter, Black
FMA4-SC163-WH	Wood, Stone, Tile, 1 1/4"-1 5/8" Thick Ceiling, Adapter, White
FMA4-SC163-BL	Wood, Stone, Tile, 1 1/4"-1 5/8" Thick Ceiling, Adapter, Black

Optical Accessories

Cat. #	Description	Cat. #	Description
TIR-1-SP	12° Spot Optic	T7403	Med. Green Dichroic Lens
TIR-1-NFL	24° Narrow Flood Optic	T7404	Med. Blue Dichroic Lens
TIR-1-FL	35° Flood Optic	T7405	Yellow Dichroic Lens
AF3-50DEG	50° Optic Film (Use with 12° Optic)	T7406	Magenta Dichroic Lens
T741	Med. Pink Color Filter	T7411	Blue Green Dichroic Lens
T742	Warm Red Color Filter	T7416	Daylight Blue Correction Lens
T743	Daylight Blue Color Filter	T7420	Diffuse Spread Lens
T744	Med. Blue Color Filter	T7422	UV Filter Lens
T745	Med. Amber Color Filter	T7477	Prismatic Lens
T746	Med. Green Color Filter	T7478	Linear Spread Lens
T7401	Red Dichroic Lens	T7459BL	Hexcell Louver

Product specifications subject to change without notice.

Misc. Accessories

Cat. #	Description
CTA4N-125	1 1/4" Thick Ceiling Adapter
CTA4N-163	1 5/8" Thick Ceiling Adapter
CTA4N-200	2" Thick Ceiling Adapter
HB-1	(2) Real Nail 3 Bar Hangers
HB-26	(2) 26" C-Channel Bar Hangers
HB-50	(2) 50" C-Channel Bar Hangers
LB-27	(2) 27" Linear Bar Hangers
EMI-20	20W Emergency Lighting Inverter

To order, specify catalog number.



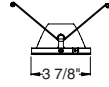
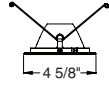
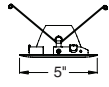
1300 S. Wolf Road • Des Plaines, IL 60018 • Phone (847) 827-9880 • Fax (847) 827-2925
 220 Chrysler Drive • Brampton, Ontario • Canada L6S 6B6 • Phone (905) 792-7335 • Fax (905) 792-0064
 Visit us at www.junolightinggroup.com

Printed in U.S.A. ©2014 Juno Lighting, LLC.

LED RECESSED ADJUSTABLE TC49L, TC949L

DOWNLIGHT

Parabolic Downlight Cone



Trim Ring¹

437NB-ABZ*
437NB-SC*
437NB-WH*
437NC-WH
437NG-WH
437NHZ-SC
437NHZ-WH
437NWHZ-ABZ
437NWHZ-WH

Self Flanged²

-
-
437NB-SF*
437NC-SF
437NG-SF
-
437NHZ-SF
-
437NWHZ-SF

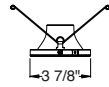
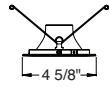
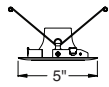
Flush Mount³

-
-
437NB-FM*
437NC-FM
437NG-FM
-
437NHZ-FM
-
437NWHZ-FM

Description

Black Alzak® Cone
Black Alzak® Cone
Black Alzak® Cone
Clear Alzak® Cone
Gold Alzak® Cone
Haze Alzak® Cone
Haze Alzak® Cone
Wheat Haze Alzak® Cone
Wheat Haze Alzak® Cone

Hyperbolic Downlight Reflector



Trim Ring¹

4017NB-WH
4017NC-WH
4017NHZ-WH
4017NW-WH
4017NWHZ-WH

Self Flanged²

4017NB-SF
4017NC-SF
4017NHZ-SF
4017NW-SF
4017NWHZ-SF

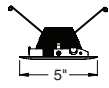
Flush Mount³

4017NB-FM
4017NC-FM
4017NHZ-FM
4017NW-FM
4017NWHZ-FM

Description

Black Alzak® Reflector
Clear Alzak® Reflector
Haze Alzak® Reflector
White Alzak® Reflector
Wheat Haze Alzak® Reflector

Deep Downlight Baffle



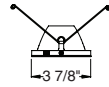
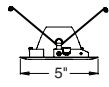
Trim Ring¹

434NB-ABZ*
434NB-SC*
434NB-WH*
434NW-WH

Description

Black Baffle
Black Baffle
Black Baffle
White Baffle

Downlight 1 1/4" Pinhole



Trim Ring¹

4337N-ABZ
4337N-BL
4337N-SC
4337N-WH

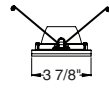
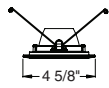
Flush Mount³

-
4337N-BL-FM
-
4337N-WH-FM

Description

Aged Bronze Trim, Black Alzak® Reflector
Black Trim, Black Alzak® Reflector
Satin Chrome Trim, Black Alzak® Reflector
White Trim, Black Alzak® Reflector

Downlight Regressed 1 3/4" Pinhole



Trim Ring¹

4307N-BL
4307N-WH

Flush Mount³

4307N-BL-FM
4307N-WH-FM

Description

Black Trim, Black Alzak® Reflector
White Trim, Black Alzak® Reflector

* Not ENERGY STAR® Qualified with Black Alzak® Reflector or Black Baffle.

¹Trim Ring Finish: ABZ - Classic Aged Bronze, SC - Satin Chrome, WH - White, BL - Black.

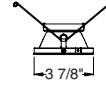
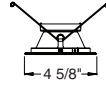
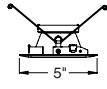
²Self Flanged: For self flanged reflector with optional white painted flange, replace "-SF" suffix with "-SFWH".

³Flush Mount: Flush Mount trims must be used with Flush Mount Adapter, ordered separately.

LED RECESSED ADJUSTABLE TC49L, TC949L

Lensed

Deep Lensed Trim



Trim Ring¹

432NB-WH
432NC-WH
432NG-WH
432NHZ-SC
432NHZ-WH
432NWHZ-ABZ
432NWHZ-WH

Self Flanged²

432NB-SF
432NC-SF
432NG-SF
-
432NHZ-SF
-
432NWHZ-SF

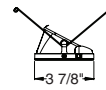
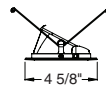
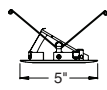
Flush Mount³

432NB-FM
432NC-FM
432NG-FM
-
432NHZ-FM
-
432NWHZ-FM

Description

Black Alzak® Cone
Clear Alzak® Cone
Gold Alzak® Cone
Haze Alzak® Cone
Haze Alzak® Cone
Wheat Haze Alzak® Cone
Wheat Haze Alzak® Cone

Angle-Cut Lensed Trim



Trim Ring¹

431NB-WH
431NC-WH
431NG-WH
431NHZ-SC
431NHZ-WH
431NWHZ-ABZ
431NWHZ-WH

Self Flanged²

431NB-SF
431NC-SF
431NG-SF
-
431NHZ-SF
-
431NWHZ-SF

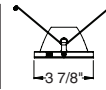
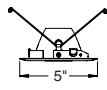
Flush Mount³

431NB-FM
431NC-FM
431NG-FM
-
431NHZ-FM
-
431NWHZ-FM

Description

Black Alzak® Cone
Clear Alzak® Cone
Gold Alzak® Cone
Haze Alzak® Cone
Haze Alzak® Cone
Wheat Haze Alzak® Cone
Wheat Haze Alzak® Cone

Downlight 1 1/4" Pinhole with Uniformity Lens



Trim Ring¹

4332N-ABZ
4332N-BL
4332N-SC
4332N-WH

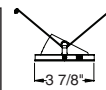
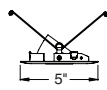
Flush Mount³

-
4332N-BL-FM
-
4332N-WH-FM

Description

Aged Bronze Trim, Black Alzak® Reflector
Black Trim, Black Alzak® Reflector
Satin Chrome Trim, Black Alzak® Reflector
White Trim, Black Alzak® Reflector

Adjustable 1 1/4" Pinhole with Uniformity Lens



Trim Ring¹

4331N-ABZ
4331N-BL
4331N-SC
4331N-WH

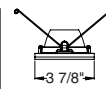
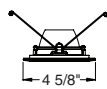
Flush Mount³

-
4331N-BL-FM
-
4331N-WH-FM

Description

Aged Bronze Trim, Black Alzak® Reflector
Black Trim, Black Alzak® Reflector
Satin Chrome Trim, Black Alzak® Reflector
White Trim, Black Alzak® Reflector

Downlight Regressed 1 3/4" Pinhole with Uniformity Lens



Trim Ring¹

4302N-BL
4302N-WH

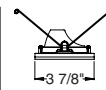

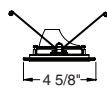
Flush Mount³

4302N-BL-FM
4302N-WH-FM

Description

Black Trim, Black Alzak® Reflector
White Trim, Black Alzak® Reflector

Adjustable Regressed 1 3/4" Pinhole with Uniformity Lens



Trim Ring¹

4301N-BL
4301N-WH

Flush Mount³

4301N-BL-FM
4301N-WH-FM

Description

Black Trim, Black Alzak® Reflector
White Trim, Black Alzak® Reflector

¹Trim Ring Finish: ABZ - Classic Aged Bronze, SC - Satin Chrome, WH - White, BL - Black.

²Self Flanged: For self flanged reflector with optional white painted flange, replace "SF" suffix with "-SPWH".

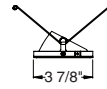
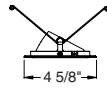
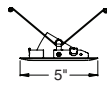
³Flush Mount: Flush Mount trims must be used with FMA4 Flush Mount Adapter, ordered separately.



LED RECESSED ADJUSTABLE TC49L, TC949L

Adjustable Accent

Angle-Cut Cone



Trim Ring¹

438NB-ABZ*
438NB-SC*
438NB-WH*
438NC-WH
438NG-WH
438NHZ-SC
438NHZ-WH
438NWHZ-ABZ
438NWHZ-WH

Self Flanged²

-
438NB-SF*
438NC-SF
438NG-SF
438NHZ-SF
438NWHZ-SF

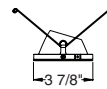
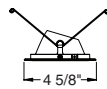
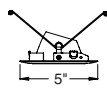
Flush Mount³

-
438NB-FM*
438NC-FM
438NG-FM
438NHZ-FM
438NWHZ-FM

Description

Black Alzak® Cone
Black Alzak® Cone
Black Alzak® Cone
Clear Alzak® Cone
Gold Alzak® Cone
Haze Alzak® Cone
Haze Alzak® Cone
Wheat Haze Alzak® Cone
Wheat Haze Alzak® Cone

20° Angle-Cut Cone



Trim Ring¹

430NB-WH*
430NC-WH
430NG-WH
430NHZ-SC
430NHZ-WH
430NWHZ-ABZ
430NWHZ-WH

Self Flanged²

430NB-SF*
430NC-SF
430NG-SF
430NHZ-SF
430NWHZ-SF

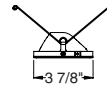
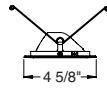
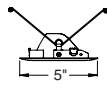
Flush Mount³

430NB-FM*
430NC-FM
430NG-FM
430NHZ-FM
430NWHZ-FM

Description

Black Alzak® Cone
Clear Alzak® Cone
Gold Alzak® Cone
Haze Alzak® Cone
Haze Alzak® Cone
Wheat Haze Alzak® Cone
Wheat Haze Alzak® Cone

Slot Angle-Cut Cone



Trim Ring¹

436NB-ABZ*
436NB-SC*
436NB-WH*
436NC-WH
436NG-WH
436NHZ-SC
436NHZ-WH
436NWHZ-ABZ
436NWHZ-WH

Self Flanged²

-
436NB-SF*
436NC-SF
436NG-SF
436NHZ-SF
436NWHZ-SF

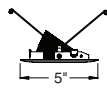
Flush Mount³

-
436NB-FM*
438NC-FM
436NG-FM
436NHZ-FM
436NWHZ-FM

Description

Black Alzak® Cone
Black Alzak® Cone
Black Alzak® Cone
Clear Alzak® Cone
Gold Alzak® Cone
Haze Alzak® Cone
Haze Alzak® Cone
Wheat Haze Alzak® Cone
Wheat Haze Alzak® Cone

Angle-Cut Baffle



Trim Ring¹

435NB-ABZ
435NB-SC
435NB-WH
435NW-WH

Description

Black Baffle
Black Baffle
Black Baffle
White Baffle

* Not ENERGY STAR® Qualified with Black Alzak® Reflector or Black Baffle.

¹Trim Ring Finish: ABZ - Classic Aged Bronze, SC - Satin Chrome, WH - White, BL - Black.

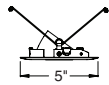

²Self Flanged: For self flanged reflector with optional white painted flange, replace "-SF" suffix with "-SFWH".

³Flush Mount: Flush Mount trims must be used with FMA4 Flush Mount Adapter, ordered separately.

LED RECESSED ADJUSTABLE TC49L, TC949L

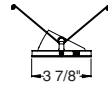
Adjustable Accent (continued)

Adjustable 1 1/4" Pinhole



Trim Ring¹

433N-ABZ
433N-BL
433N-SC
433N-WH



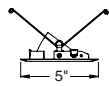
Flush Mount²

-
433N-BL-FM
-
433N-WH-FM

Description

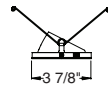
Aged Bronze Trim, Black Alzak® Reflector
Black Trim, Black Alzak® Reflector
Satin Chrome Trim, Black Alzak® Reflector
White Trim, Black Alzak® Reflector

Adjustable 1 3/4" Pinhole



Trim Ring¹

4335N-ABZ
4335N-BL
4335N-SC
4335N-WH



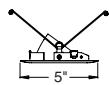
Flush Mount²

-
4335N-BL-FM
-
4335N-WH-FM

Description

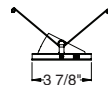
Aged Bronze Trim, Black Alzak® Reflector
Black Trim, Black Alzak® Reflector
Satin Chrome Trim, Black Alzak® Reflector
White Trim, Black Alzak® Reflector

Slot Pinhole



Trim Ring¹

4345N-BL
4345N-WH



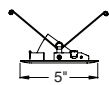

Flush Mount²

4345N-BL-FM
4345N-WH-FM

Description

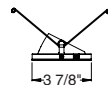
Black Trim, Black Alzak® Reflector
White Trim, Black Alzak® Reflector

Adjustable Regressed 1 3/4" Pinhole



Trim Ring¹

4308N-BL
4308N-WH



Flush Mount²

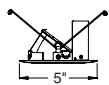
4308N-BL-FM
4308N-WH-FM

Description

Black Trim, Black Alzak® Reflector
White Trim, Black Alzak® Reflector

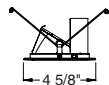
Wall Wash

Lensed Wall Wash



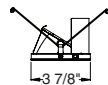
Trim Ring¹

439NB-WH
439NC-WH
439NG-WH
439NW-WH
439NHZ-SC
439NHZ-WH
439NWHZ-ABZ
439NWHZ-WH



Self Flanged²

439NB-SF
439NC-SF
439NG-SF
439NW-SF
-
439NHZ-SF
-
439NWHZ-SF



Flush Mount²

439NB-FM
439NC-FM
439NG-FM
439NW-FM
-
439NHZ-FM
-
439NWHZ-FM

Description

Black Alzak® Cone
Clear Alzak® Cone
Gold Alzak® Cone
White Cone
Haze Alzak® Cone
Haze Alzak® Cone
Wheat Haze Alzak® Cone
Wheat Haze Alzak® Cone



¹Trim Ring Finish: ABZ - Classic Aged Bronze, SC - Satin Chrome, WH - White, BL - Black.

²Self Flanged: For self flanged reflector with optional white painted flange, replace "-SF" suffix with "-SFWH".

³Flush Mount: Flush Mount trims must be used with FMA4 Flush Mount Adapter, ordered separately.