



2" LED RECESSED ADJUSTABLE 700 & 1000 LUMEN

SQUARE APERTURE

REMODEL

TC207LSQAR, TC210LSQAR



PRODUCT DESCRIPTION

Recessed LED adjustable luminaire with 1-3/4" square aperture delivers up to 818 lumens and is available with optical distributions approximating that of MR16 halogen lamps. Fixture has 50° visual cut-off for low aperture brightness. Low profile remodel housing is non-IC rated for use in non-insulated areas or where insulation is spaced at least 3" from housing.

PRODUCT SPECIFICATIONS

LED Light Engine Consistent fixture to fixture color consistency within a 2-step MacAdam ellipse • 2700K, 3000K, 3500K, or 4000K color temperatures are available with 80 CRI minimum • 2700K and 3000K are also available with 90 CRI minimum.

Modular Optics Available with field interchangeable optics in 18° Spot, 24° Narrow Flood, 35° Flood, and 45° wide flood distributions.

Adjustability Patent pending Acu-Aim™ precision geared hot-aiming achieves 365° rotation, 40° tilt with any ceiling thickness from 1/2" to 1" • Acu-Aim™ translates light engine forward as it is aimed off nadir, ensuring maximum light and low brightness • Black aiming mechanism preserves dark aperture.

Trims Style Self Flanged and Flush Mount styles are available
 • Flange is same finish as trim unless optional painted white flange is specified • For flush mount installations in drywall ceilings, specify the FMASQ2R adapter.

LED Driver Choice of two drivers to accommodate voltages from 120-277 volts AC at 50/60Hz • Dedicated 120V (-1) driver is dimmable with most incandescent, magnetic low voltage, and electronic low voltage dimmers • Universal Voltage (-U) driver is dimmable with most 0-10V protocol dimmers • For a list of compatible dimmers, refer to [ACXL2-DIM](#) • Power Factor > 0.9
 • Field replaceable from above or below ceiling.

Life Rated for 50,000 hrs at 70% lumen maintenance.

Warranty 5 years from date of purchase on LED components
 • Standard Juno Lighting Group product guarantee terms and conditions apply.

Codes/Labels UL and cUL listed for damp or wet locations depending on trim • ENERGY STAR® Qualified with select color temperatures and trims • Union made.

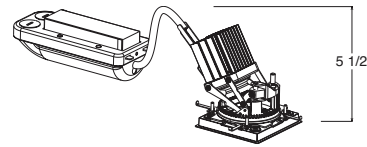
Remodel Installation Fixture installs from below the ceiling and secured to remodel ring.

Wiring Includes (2) 1/2" knockouts equipped with pryout slots and are compatible with flexible electrical supply only • Supplied with quick connect electrical connectors.

Ceiling Thickness 1/2" – 1 1/2" ceiling standard.

Type	Cat. No.
_____	_____
Project: _____	
Notes: _____	

DIMENSIONS



TC207LSQAR, TC210LSQAR

Trim Style	Cutout Size
Self Flanged Trims	3.044" x 3.044"
Flush Mount Trims (Drywall Ceiling)	3.044" x 3.044"

ELECTRICAL DATA

Lumen Package	700			1000		
	Dedicated 120V (-1)	Universal Voltage (-U)		Dedicated 120V (-1)	Universal Voltage (-U)	
Voltage	120	120	277	120	120	277
Input Power	10.1	9.6	9.6	14.8	14.8	14.6
Input Current	0.09	0.08	0.04	0.12	0.12	0.06
Frequency	50/60Hz	50/60Hz		50/60Hz	50/60Hz	
Power Factor	0.99	0.99	0.93	0.99	0.99	0.95

2" LED RECESSED ADJUSTABLE 700 & 1000 LUMEN

SQUARE APERTURE

REMODEL

TC207LSQAR, TC210LSQAR

Ordering Information

Housing, trim and accessories each ordered separately

Example: TC207LSQAR-830-N-1

Series	CRI/CCT	Optic	Driver
TC207LSQAR 700 lm Adjustable, Non-IC	827 80 CRI, 2700K	S 18° Spot	I 120V, Phase Dimming
TC210LSQAR 1000 lm Adjustable, Non-IC	830 80 CRI, 3000K	N 24° Narrow Flood	U 120-277V, 0-10V Dimming
	835 80 CRI, 3500K	F 35° Flood	
	840 80 CRI, 4000K	W 45° Wide Flood	
	927 90 CRI, 2700K		
	930 90 CRI, 3000K		

Accessories

Cat. #	Description
FMASQ2R	Remodel Flush Mount Adapter for drywall ceilings
TIR-ACLX2-SP	18° Spot Optic
TIR-ACLX2-NFL	24° Narrow Flood Optic
TIR-ACLX2-FL	35° Flood Optic
TIR-ACLX2-WFL	45° Wide Flood Optic
AF2-SPREAD	35mm Linear Spread Optic Film
AF2-DIFFUSION	35mm Diffusion Optic Film
EMI-20	20W Emergency Lighting Inverter

Product specifications subject to change without notice.



1300 S. Wolf Road • Des Plaines, IL 60018 • Phone (847) 827-9880 • Fax (847) 827-2925
 220 Chrysler Drive • Brampton, Ontario • Canada L6S 6B6 • Phone (905) 792-7335 • Fax (905) 792-0064
 Visit us at www.junolightinggroup.com

Printed in U.S.A. ©2014 Juno Lighting, LLC.

2" LED RECESSED ADJUSTABLE 700 & 1000 LUMEN

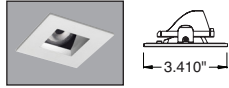
SQUARE APERTURE

REMODEL

TC207LSQAR, TC210LSQAR

Adjustable Trims

Angle Cut Reflector



Self Flanged²
2008SQBHZ-SF
2008SQHZ-SF
2008SQW-SF
2008SQWHZ-SF

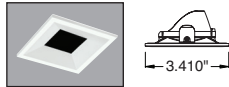


Flush Mount³
2008SQBHZ-FM
2008SQHZ-FM
2008SQW-FM
2008SQWHZ-FM

Description
Black Haze Reflector
Haze Reflector
White Reflector
Wheat Haze Reflector

	Construction:	Type IC & Non-IC
	CCT/CRI:	827, 830, 835, 840
	Optic:	S, N, F, W
	Trim Finish:	HZ, WHZ, BHZ, W

Regressed Pinhole - 1 3/8" Aperture



Self Flanged
2308SQBHZ-BL-SF
2308SQBHZ-WH-SF

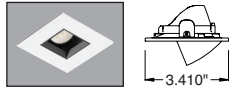


Flush Mount³
2308SQBHZ-BL-FM
2308SQBHZ-WH-FM

Description
Black Trim
White Trim

	Construction:	Type IC & Non-IC
	CCT/CRI:	827, 830, 835, 840
	Optic:	S, N, F
	Trim Finish:	BHZ-BL, BHZ-WH

Flat Pinhole - 1 1/4" Aperture



Self Flanged
2338SQBHZ-BL-SF
2338SQBHZ-WH-SF




Flush Mount³
2338SQBHZ-BL-FM
2338SQBHZ-WH-FM

Description
Black Trim
White Trim

	Construction:	Type IC & Non-IC
	CCT/CRI:	827, 830, 835, 840
	Optic:	S, N, F
	Trim Finish:	BHZ-BL, BHZ-WH

Scoop Trim



Self Flanged
2228SQBHZ-BL-SF
2228SQBHZ-WH-SF

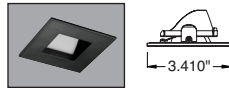


Flush Mount³
2228SQBHZ-BL-FM
2228SQBHZ-WH-FM


Description
Black Trim
White Trim

	Construction:	Type IC & Non-IC
	CCT/CRI:	827, 830, 835, 840
	Optic:	S, N, F, W
	Trim Finish:	BHZ-BL, BHZ-WH

Lensed Angle Cut Reflector



Self Flanged²
2001SQBHZ-SF
2001SQHZ-SF
2001SQW-SF
2001SQWHZ-SF



Flush Mount³
2001SQBHZ-FM
2001SQHZ-FM
2001SQW-FM
2001SQWHZ-FM

Description
Black Haze Reflector
Haze Reflector
White Reflector
Wheat Haze Reflector



	Construction:	Type IC & Non-IC
	CCT/CRI:	827, 830, 835, 840
	Optic:	S, N, F
	Trim Finish:	HZ, WHZ, BHZ, W

Lensed Regressed Pinhole - 1 3/8" Aperture



Self Flanged
2301SQBHZ-BL-SF
2301SQBHZ-WH-SF



Flush Mount³
2301SQBHZ-BL-FM
2301SQBHZ-WH-FM

Description
Black Trim
White Trim



	Construction:	Type IC & Non-IC
	CCT/CRI:	827, 830, 835, 840
	Optic:	S, N, F
	Trim Finish:	BHZ-BL, BHZ-WH

²Self Flanged: For self flanged reflector with optional white painted flange, replace "-SF" suffix with "-SFWH".

³Flush Mount: Flush Mount trims in drywall ceilings must be used with Flush Mount Adapter, ordered separately.

2" LED RECESSED ADJUSTABLE 700 & 1000 LUMEN

SQUARE APERTURE

REMODEL

TC207LSQAR, TC210LSQAR

Adjustable Trims

Lensed Flat Pinhole - 1 1/4" Aperture



Self Flanged

2331SQBHZ-BL-SF
2331SQBHZ-WH-SF

Flush Mount³



2331SQBHZ-BL-FM
2331SQBHZ-WH-FM

Description

Black Trim
White Trim

Downlight Trims (Aim at 0°)

Deep Downlight Reflector



Construction:	Type IC & Non-IC
CCT/CRI:	827, 830, 835, 840
Optic:	S, N, F, W
Trim Finish:	HZ, WHZ, BHZ, W

Self Flanged²

2007SQBHZ-SF
2007SQHZ-SF
2007SQW-SF
2007SQWHZ-SF

Flush Mount³

2007SQBHZ-FM
2007SQHZ-FM
2007SQW-FM
2007SQWHZ-FM

Description

Black Haze Reflector
Haze Reflector
White Reflector
Wheat Haze Reflector

Regressed Pinhole - 1 3/8" Aperture



Construction:	Type IC & Non-IC
CCT/CRI:	827, 830, 835, 840
Optic:	S, N, F
Trim Finish:	BHZ-BL, BHZ-WH

Self Flanged

2307SQBHZ-BL-SF
2307SQBHZ-WH-SF


Flush Mount¹

2307SQBHZ-BL-FM
2307SQBHZ-WH-FM

Description

Black Trim
White Trim

Flat Pinhole - 1 1/4" Aperture



Construction:	Type IC & Non-IC
CCT/CRI:	827, 830, 835, 840
Optic:	S, N, F
Trim Finish:	BHZ-BL, BHZ-WH

Self Flanged

2337SQBHZ-BL-SF
2337SQBHZ-WH-SF


Flush Mount¹

2337SQBHZ-BL-FM
2337SQBHZ-WH-FM

Description

Black Trim
White Trim

Lensed Downlight Reflector



Construction:	Type IC & Non-IC
CCT/CRI:	827, 830, 835, 840
Optic:	S, N, F
Trim Finish:	HZ, WHZ, BHZ, W

Self Flanged²

2002SQBHZ-SF
2002SQHZ-SF
2002SQW-SF
2002SQWHZ-SF

Flush Mount³

2002SQBHZ-FM
2002SQHZ-FM
2002SQW-FM
2002SQWHZ-FM

Description

Black Haze Reflector
Haze Reflector
White Reflector
Wheat Haze Reflector

²Self Flanged: For self flanged reflector with optional white painted flange, replace "-SF" suffix with "-SFWH".

³Flush Mount: Flush Mount trims in drywall ceilings must be used with Flush Mount Adapter, ordered separately.

2" LED RECESSED ADJUSTABLE 700 & 1000 LUMEN


SQUARE APERTURE

REMODEL

TC207LSQAR, TC210LSQAR

Downlight Trims (Aim at 0°)

Lensed Regressed Pinhole - 1 3/8" Aperture



Construction:	Type IC & Non-IC
CCT/CRI:	827, 830, 835, 840
Optic:	S, N, F
Trim Finish:	BHZ-BL, BHZ-WH

Self Flanged

2302SQBHZ-BL-SF
2302SQBHZ-WH-SF


Flush Mount³

2302SQBHZ-BL-FM
2302SQBHZ-WH-FM

Description

Black Trim
White Trim

Lensed Flat Pinhole - 1 1/4" Aperture



Self Flanged

2332SQBHZ-BL-SF
2332SQBHZ-WH-SF

Flush Mount³


2332SQBHZ-BL-FM
2332SQBHZ-WH-FM

Description

Black Trim
White Trim

Wall Wash

Architectural Wall Wash



Self Flanged²

2009SQBHZ-SF
2009SQHZ-SF
2009SQW-SF
2009SQWHZ-SF

Flush Mount³

2009SQBHZ-FM
2009SQHZ-FM
2009SQW-FM
2009SQWHZ-FM

Description

Black Haze
Haze
White
Wheat Haze

²Self Flanged: For self flanged reflector with optional white painted flange, replace "-SF" suffix with "-SFWH".

³Flush Mount: Flush Mount trims in drywall ceilings must be used with Flush Mount Adapter, ordered separately.