



# 4" LOW VOLTAGE UNIVERSAL IC NEW CONSTRUCTION HOUSING

50W MR16  
IC44NG

Project: \_\_\_\_\_

Fixture Type: \_\_\_\_\_

Location: \_\_\_\_\_

Contact/Phone: \_\_\_\_\_

## PRODUCT DESCRIPTION

IC Air-Loc® New Construction Housing with all 4" trims complies with IECC, Washington State and other state Energy Codes

- Double wall construction • Energy efficient, sealed inner housing • Pre-installed Air-Loc® gasket on mounting frame for minimum infiltration and exfiltration of air, reducing heating and cooling costs.

## PRODUCT SPECIFICATIONS

**Lamp** One 12V, 50W MR16 lamp.

**Socket** Ceramic bi-pin socket with aluminum heat shield.

**Trims** Trim selection shown on reverse.

**Transformer** 120V to 12V 50VA thermally protected magnetic transformer mounted inside outer housing.

**Dimming** May be dimmed using dimmers specifically designed for low voltage magnetic transformers; consult factory or dimmer manufacturer for additional information.

**Labels** U.L. listed for through-branch wiring, damp locations and IP • Product thermally protected against improper use of lamps

- Union made • UL Listed/CSA certified • Trim No. 441, 4401, 4402 and 4481 are wet location approved for covered ceiling applications.

**Testing** All reports are based on published industry procedures; field performance may differ from laboratory performance.

Product specifications subject to change without notice.

## INSTALLATION

**Real Nail 3 Bar Hangers** Telescoping Real Nail® 3 system covered under US Patent D552,969 permits quick placement of housing anywhere within 24" O.C. joists or suspended ceilings • Integral T-bar notch and clip secures housing in suspended ceiling grid – no accessory clips required • 24" expansion stop allows quick placement of fixture in standard grid spacing • Bars scored in two locations for fast, clean breaking, allowing housing installation in tight applications • Bars captive to mounting frame • Edge-mounted for extra strength • Captive bugle-headed ring shank nail for quick one-step installation and easy removal with claw hammer for fixture relocation • Quick-Loc slot (location identified on the mounting frame) and oversized locking set screw lock fixture in position • Bar hanger foot contoured to align to bottom of construction joist • Alternate mounting holes included.

**Junction Box** Pre-wired junction box provided with (6) ½" and (1) ¾" knockouts, (4) Non-metallic sheathed cable connectors and ground wire, U.L. listed/CSA certified for through-branch wiring, maximum 6 No. 12 AWG 90° C branch circuit conductors (3 in, 3 out) • Junction box provided with removable access plates

- Knockouts equipped with pryout slots.

**Mounting Frame** 22-gauge die-formed galvanized steel mounting frame • Rough-in section (junction box, mounting frame, housing and bar hangers) fully assembled for ease of installation

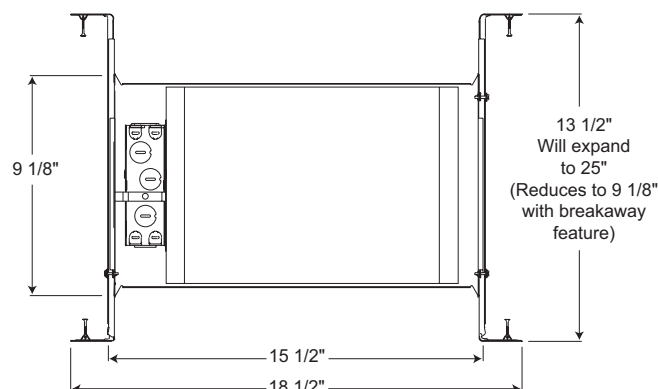
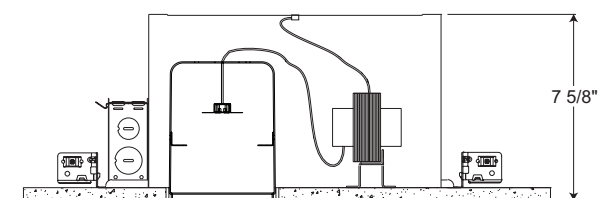
- Pre-installed Air-Loc gasket.

**Housing** Air-Loc IC housing, .032" aluminum • Access door for junction box accessibility • Housing is vertically adjustable to accommodate up to a 1" ceiling thickness.

REV-3/16

## DIMENSIONS

AIR-LOC



4 1/2" CEILING CUTOUT

## ACCESSORIES

Catalog No.	Description
4TSA	Torsion Spring Adapter (for original style housing)

To order, specify catalog number.










## PRODUCT CODES

Catalog Number	Input Voltage	Lamp Rating (max.)
IC44NG	120V	12V 50W MR16

# 4" LOW VOLTAGE UNIVERSAL IC NEW CONSTRUCTION HOUSING

50W MR16  
IC44NG

## ROUND TRIMS

	Cat. No.	Description
	<b>442C-WH</b>	Deep Cone Downlight - Clear Alzak®
	<b>442G-WH</b>	Deep Cone Downlight - Gold Alzak®
	<b>442B-WH</b>	Deep Cone Downlight - Black Alzak®
	<b>442HZ-WH</b>	Deep Cone Downlight - Haze
	<b>442WHZ-WH</b>	Deep Cone Downlight - Wheat Haze
	<b>443B-WH</b>	Pinhole with Black Baffle Downlight
	<b>440-WH</b>	Flush Gimbal Ring
	<b>440-BL</b>	Flush Gimbal Ring
	<b>440-SC</b>	Flush Gimbal Ring
	<b>440-ABZ</b>	Flush Gimbal Ring
	<b>444B-WH</b>	Downlight or Adjustable with Black Baffle
	<b>444B-SC</b>	Downlight or Adjustable with Black Baffle
	<b>444B-ABZ</b>	Downlight or Adjustable with Black Baffle
	<b>444B-BL</b>	Downlight or Adjustable with Black Baffle
	<b>444W-WH</b>	Downlight or Adjustable with White Baffle
	<b>445-WH</b>	Slot Aperture Downlight or Adjustable
		50° Vertical Adjustment
	<b>447C-WH</b>	Downlight or Adjustable - Clear Alzak®
	<b>447G-WH</b>	Downlight or Adjustable - Gold Alzak®
	<b>447B-WH</b>	Downlight or Adjustable - Black Alzak®
	<b>447PT-SC</b>	Downlight or Adjustable - Pewter Alzak®
	<b>447HZ-WH</b>	Downlight or Adjustable - Haze
	<b>447WHZ-WH</b>	Downlight or Adjustable - Wheat Haze
	<b>448-WH</b>	Eyeball with Black Baffle
	<b>448-SC</b>	Eyeball with Black Baffle
	<b>449-WH</b>	75° Vertical Aiming Adjustment
	<b>449-BL</b>	
	<b>449-SC</b>	
	<b>449-ABZ</b>	
	<b>XR16101WH</b>	AVIO Square Gimbal Ring
	<b>XR16101BL</b>	AVIO Square Gimbal Ring
	<b>XR16101GP</b>	AVIO Square Gimbal Ring
	<b>XR16101SL</b>	AVIO Square Gimbal Ring

Note: Lamps may be dimmed. Use dimmers specifically designed for low voltage magnetic transformers; consult factory or dimmer manufacturer for additional information. 50W MR16 maximum wattage when used with IC44N. Trim Size: 5" O.D.










**Trim Finish:** ABZ - Classic Aged Bronze, BL - Black, GP - Graphite, PW - Plastic White (Polycarbonate material shower trim), SC - Satin Chrome, SL - Silver, WH - White.

Alzak is a registered trademark of Alcoa Corp.

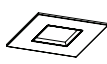
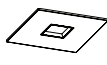
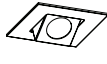
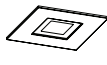
Note: In Canada when insulation is present, Type IC fixtures must be used.

 JUNO IC housings meet IECC Energy Code requirements per ASTM E283. Air-Loc® rated trims are pre-gasketed for minimum air leakage with IC housings.

◆ UL Listed for use in wet location.

	Cat. No.	Description
	<b>441W-WH ◆</b>	Adjustable Shower Trim, frosted lens with clear center
	<b>441W-SC ◆</b>	35° Vertical Adjustment
	<b>441W-ABZ ◆</b>	
	<b>446-WH</b>	Scoop Adjustable
		50° Vertical Adjustment
	<b>4401-WH ◆</b>	Beveled Dome Shower
	<b>4401-SC ◆</b>	Beveled Dome Shower
	<b>4401-ABZ ◆</b>	Beveled Dome Shower
	<b>4402-WH ◆</b>	Beveled Adjustable Shower
	<b>4402-SC ◆</b>	Beveled Adjustable Shower
	<b>4402-ABZ ◆</b>	Beveled Adjustable Shower
	<b>4403FROST-WH</b>	Beveled Adjustable Cylinder
	<b>4403FROST-SC</b>	Beveled Adjustable Cylinder
	<b>4404HZ-SC</b>	Beveled Adjustable Cone
	<b>4404WHZ-ABZ</b>	Beveled Adjustable Cone
	<b>4450MESH-SC</b>	Cylinder
	<b>4480FROST</b>	Solid Glass Collar
		(torsion spring attachment)
	<b>4481 CLEAR ◆</b>	All Glass Shower
		(torsion spring attachment)

## SQUARE TRIMS

	Cat. No.	Description
	<b>447SQ-HZ-WH</b>	Square Downlight/Adjustable
	<b>447SQ-B-WH</b>	35° Vertical Adjustment
	<b>447SQ-WHZ-WH</b>	
	<b>443SQ-WH</b>	Square Pinhole
	<b>440SQ-WH</b>	Square Flush Gimbal
	<b>440SQ-BL</b>	35° Vertical Adjustment
	<b>441SQ-W-WH ◆</b>	Square Frosted Downlight/Adjustable Lensed Trim with Clear Center
		35° Vertical Adjustment