



# COMMERCIAL STEP LIGHT SL-30-SERIES

## SPECIFICATIONS

- BACK BOX HOUSING:** White powder coated cast aluminum  
**-BRS** models have unfinished brass housing
- GASKET:** Black neosponge 0.190" thick closed cell
- LENS (-AL models):** High-impact acrylic, -MR16 models have tempered glass
- REFLECTOR:** Highly polished specular aluminum
- LAMP:** 18 watt, S-8 #1141; 1200 hours average rating (25 watt max.)  
 20w MR16 FL (BAB) on -MR16 models, 5000 hours average rating (25 watt max.)
- SOCKET-S-8:** Single contact bayonet; brass nickel plated Ba15s with 200° C silicone lead wires  
**MR16:** high temperature ceramic GU5.3 bi-pin with 250° C silicone lead wires
- WIRING:** Black 3 foot 18/2 zip cord
- CONNECTOR:** FA-05 Quick Connector (not supplied) from fixture to main cable (12/2, 10/2 or 8/2 only)
- FINISH:** Optional finishes available

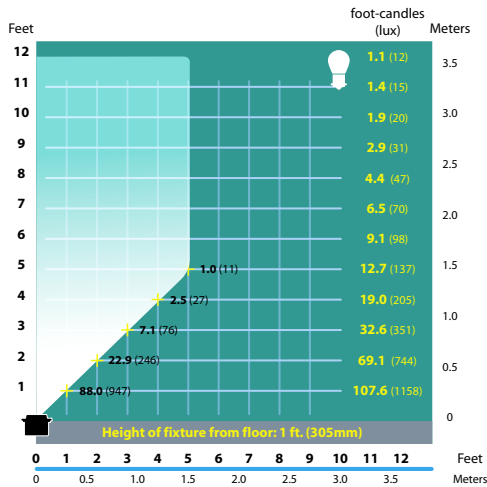


**SL-30-BRS**

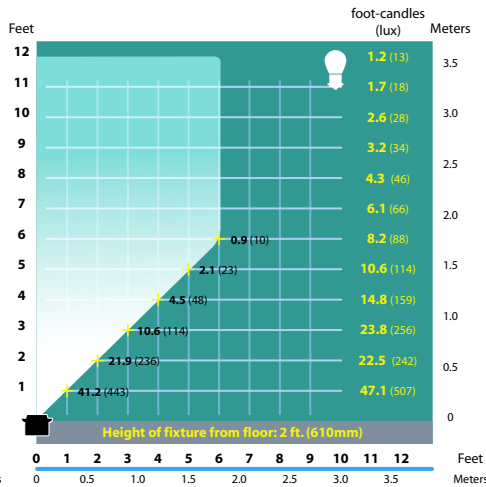
## ORDERING INFORMATION

CATALOG NO.	FACE PLATE ONLY	DESCRIPTION	LENS MATERIAL	FACE PLATE STANDARD FINISH
SL-30	FA-140	Cast aluminum 1 louver step light	White acrylic	Black texture
SL-30-BRS	FA-140-BRS	Cast brass 1 louver step light	White acrylic	Solid brass
SL-30-MR16		Cast aluminum lensed step light	Linear spread glass	Black texture
SL-30-MR16-BRS	FA-140-MR16-BRS	Cast brass lensed step light	Linear spread glass	Solid brass
	FA-140-120V	Cast aluminum 1 louver step light, 120v.	White glass	Black texture
	FA-140-120V-BRS	--Cast brass 1 louver step light, 120v.	White glass	Solid brass

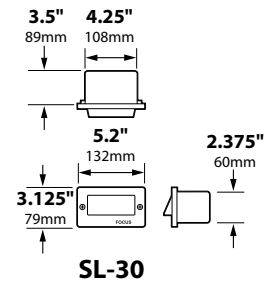
## LIGHT DISTRIBUTIONS AND PHOTOMETRICS



**SL-30** Half Spread Photometrics



**SL-30** Half Spread Photometrics



**SL-30**



### JOB INFORMATION

Type: \_\_\_\_\_ Date: \_\_\_\_\_

Job Name: \_\_\_\_\_

Cat. No.: \_\_\_\_\_

Lamp(s): \_\_\_\_\_

Specifier: \_\_\_\_\_

Contractor: \_\_\_\_\_

Notes: \_\_\_\_\_

**12v. fixtures:** 25 foot 16/2 fixture lead wire available; add **-25F** to catalog number.  
 For use with Focus CPC or hub supplied by others.

**FOCUS INDUSTRIES INC.**  
 25301 COMMERCENTRE DRIVE  
 LAKE FOREST, CA 92630

[www.focusindustries.com](http://www.focusindustries.com)  
[sales@focusindustries.com](mailto:sales@focusindustries.com)  
 (949) 830-1350 • FAX (949) 830-3390

FSA-00

Powder Coat Finishes	Black Texture (Standard)	Antique Verde	Bronze Texture	Camel	White Texture	Hunter Texture	Rust	Weathered Iron	Weathered Brown	Stucco	Rubbed Verde	Chrome Powder	Terra Cotta
Ordering Code	<b>-BLT</b>	<b>-ATV</b>	<b>-BRT</b>	<b>-CAM</b>	<b>-WTX</b>	<b>-HTX</b>	<b>-RST</b>	<b>-WIR</b>	<b>-WBR</b>	<b>-STU</b>	<b>-RBV</b>	<b>-CPR</b>	<b>-TRC</b>



**FOCUS™**  
INDUSTRIES

**INSTALLATION INSTRUCTONS**  
FOR SL-02, SL-04, SL-08, SL-17, SL-24, SL-30 & SL-31  
STEP AND BRICK LIGHT FIXTURES

Inspected by

1. Make sure light bulbs do not make contact with front lens plate.
2. Push back reflector, socket and lamp assembly from front lens as far back into housing.
3. If light bulbs are making contact with lens or are extremely close to it, lens will deform or melt.
4. All 12v models include one 3' 18/2 wire. 120v models only include socket wires and a ground wire.

**NOTE: Must be installed by a licensed electrician per local codes**  
**For Questions Call 1-888-882-1350**