  
120V AC  
Direct Wire  
with Battery  
Back-up

## Photoelectric

Item 4580

### Features and Benefits

**Advanced photoelectric design** — Fast detection of slow, smoldering fires.

**Front loading battery door** — Makes battery changing simple.

**Powerlink™ Tab** — Makes installation faster and easier.

**Dust Cover** — Helps eliminate nuisance callbacks.

**Interconnects with Firex ionization and photoelectric smoke alarms** — Compatible with other contractor preferred Firex products (see Technical Specifications section for interconnectable units).

**Dual Power/Alarm LED** — Confirms unit is receiving power and provides visual indication of initiating alarm in interconnected systems.

**Attractive low-profile design** — Favorite among consumers.

# FIREX<sup>®</sup>

## Smoke Alarm

### Description

The 4580 Smoke Alarm is a photoelectric 120V AC smoke alarm with battery back-up for single or multiple station use. The 4580 has a front loading battery door, 85 decibel horn, test switch and dual purpose LED indicator; constant green "power on" confirms AC power is present and the flashing red displays alarm/battery status. Our unique PowerLink™ Tab is designed to allow the smoke alarm to be shipped with the battery already installed. It keeps the door from closing until installation, which prevents the battery from draining prematurely. The installer simply removes the PowerLink™ Tab, closes the door and tests the unit. This results in a faster installation time. The dust cover eliminates nuisance call-backs by keeping construction dust and debris from causing false alarms.

This smoke alarm mounts to any single or 4" octagon junction box or square-to-round drywall ring and has 8" long pigtailed with a Quick Connect™ wiring harness for permanent connection. The 4580 is interconnectable with up to 11 other compatible Firex smoke alarms and as many as 6 Firex Heat, CO or Smoke/CO Combo Alarms for a total of not more than 18 interconnected devices. This Firex unit should be installed in residential dwellings in accordance with local building code requirements. Fire safety professionals recommend one smoke alarm be installed in every room of a house.

### Why Install a Firex Photoelectric Smoke Alarm?

Firex photoelectric smoke alarms respond to slow burning, visible smoke caused by smoldering fires. Well suited for use in kitchens and near baths, the 4580 photoelectric smoke alarm is less susceptible to nuisance alarms caused by cooking or high humidity. With installer focused innovations such as gasketless mounting, separate mounting bracket as well as state-of-the-art production testing equipment, Firex smoke alarms have earned a reputation for quality and reliability among contractors.



An ISO 9002 Certified Company



**5** Year  
Limited  
Warranty

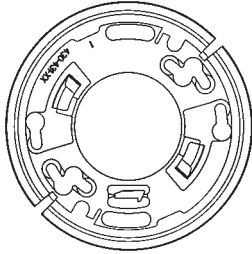
# Photoelectric

120V AC  
Direct Wire  
with Battery  
Back-up

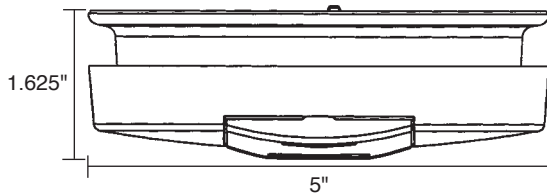
# FIREX<sup>®</sup> Smoke Alarm

## Technical Specifications

Mounting Bracket



Side View



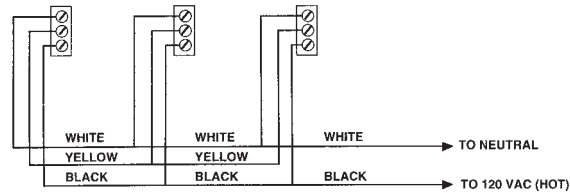
<b>Item</b>	4580
<b>Model</b>	FAPD
<b>Product Weight</b>	8 oz.
<b>Operating Temperature</b>	40° to 100°F
<b>Interconnect Qty.</b>	Up to 18 Firex devices maximum; smoke alarm items 4580 (model FAPD), 5000 and 4618 (model FADC), 4518 (model ADC), 4418 (model AD), 4480 (model PAD), Firex heat alarm item 5700 (model ADH), CO alarm item 6045 (model COQ8), smoke & CO alarm item 7000 (model FADCQ) (up to 6 heat, CO, smoke & CO alarms max.)
<b>Electrical Rating</b>	120V AC, 60HZ, 50mA max, 9 volt battery back-up
<b>Alarm Point</b>	2.1 ± 0.7%
<b>Horn Output</b>	85 decibels at 10 feet
<b>Listing</b>	U.L. 217
<b>Detection Type</b>	Photoelectric Chamber
<b>Humidity Range</b>	10% to 93% relative humidity

## Installation of Smoke Alarm

This smoke alarm should be installed in accordance with the NFPA's Standard 72 (National Fire Protection Association, Batterymarch Park, Quincy, MA 02269) and any local codes that apply.

Use #18 AWG minimum solid or stranded wire. When interconnecting, maximum wire length between any two is 1,500 feet for #18 AWG or 4,000 feet for #14 AWG (20 OHMS loop resistance).

DO NOT connect to any other type or model of heat or smoke alarm. Connect smoke or heat alarms to a single AC branch circuit. If local codes do not permit, be sure the neutral wire is common to both phases.



## Architectural Specifications

The smoke alarm shall be a Styleline design™ (1-5/8" high, 5" wide), powered by a 120 VAC, 60 Hz source with a 9 volt battery back-up. The alarm shall have a "quick connect" molded harness and front loading battery door. The alarm shall have a photoelectric sensor. The alarm shall be measured by UL at obs. 2.1 ± 0.7%/ft. Temperature operating range shall be between 40° and 100°F (4° - 38°C); humidity range between 10% - 93% relative humidity; 100% solid state alarm circuits over an input range of 100-130 VAC. A green continuous power-on indicator shall be a built-in light emitting diode in the standby condition; a second red flashing LED shall indicate that a sufficient 9-volt battery back-up is present; when activated the initiating alarm red LED shall remain illuminated while the interconnected alarm LEDs are extinguished. The test switch shall electronically activate the chamber to simulate smoke and check for proper operation. The electronic horn shall have a level of 85 decibels at 10 feet. The alarm shall mount to a single gang box, 4" octagon junction box, or a square to round drywall ring without screw removal. It shall have a pigtail wiring, separate mounting bracket. The 4580 shall meet the requirements of U.L. Standard 217.

## Shipping Specifications

<b>Individual Carton Dimensions</b>	5-1/8" (13cm) x 5-1/8" (13cm) x 1-1/2" (3.8cm)
<b>Master Carton Quantity</b>	24
<b>Master Carton Dimensions</b>	21-1/2" (54.6cm) x 11" (28cm) x 5-7/8" (14.9cm)
<b>Master Carton Weight</b>	13 lbs (5.9kg)
<b>Pallet Quantity</b>	1008
<b>Pallet Dimensions</b>	48" (122cm) long x 40" (102cm) wide x 46" (117cm) tall

## Invensys™

191 E. North Avenue  
Carol Stream, Illinois 60188 USA  
Cust. Service Telephone +1 800 951 5526  
Cust. Service Facsimile +1 630 260 7299

3505 Laird Road Unit #14  
Mississauga, Ontario L5L 5Y7 Canada  
Cust. Service Telephone +1 800 668 6958  
Cust. Service Facsimile +1 905 828 1265

**For Technical Service**  
Telephone +1 800 445 8299  
Facsimile +1 630 260 7243  
technicalservice@invensys.com

Visit us on the web at  
[www.icca.invensys.com](http://www.icca.invensys.com)

©2004 Invensys Climate Controls Americas