

SMOKE & CO COMBO ALARM

PHOTOELECTRIC

CAT. SC05B Series



Intelligent Sensing
Technology™

OptiPath 360™
Technology

ELECTROCHEMICAL CO SENSOR

Most accurate technology available for detecting carbon monoxide as compared to other sensing technologies.

OPTIPATH 360 TECHNOLOGY™

Provides 360 degrees of direct access to the smoke sensing chamber.

SWEEPING HORN TONE

Varying horn tone makes it easier for elderly with normal age related hearing loss to hear the alarm.

END OF LIFE SIGNAL

Provides audible notice when alarm needs to be replaced.

TWO LOCKING FEATURES

Pins are provided to lock battery drawer and/or alarm to base. Perfect for apartment, dormitory or hotel applications.

First Alert®

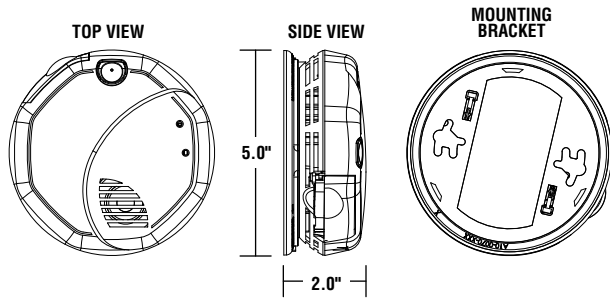
Two AA Battery Powered

First Alert Model SC05 is a battery operated single station photoelectric smoke and carbon monoxide combination alarm specifically designed for residential and institutional applications including sleeping rooms of hospitals, hotels, motels, dormitories, and other multifamily dwellings as defined in standard NFPA 101. Model SC05 has been fully tested and complies with, UL217, UL2034, CSFM, NFPA 72, and NFPA 101 and other agencies that model their codes after the above agencies. It meets building codes where battery operated photoelectric smoke and carbon monoxide combination alarms are required and with model building codes published by the ICC.

First Alert Model SC05 is a state of the art smoke and CO combination alarm designed to provide early warning of a fire or carbon monoxide danger. It features a photoelectric smoke sensing chamber and an electrochemical CO sensor. It features a Sweeping Horn Tone that has a lower and varying frequency that makes it easier for the elderly with normal age related hearing loss to hear the horn. Two AA alkaline batteries power supply, an End of Life feature and a single button test/silence. This alarm has two silence features. Low Battery Silence: Temporarily silence the low battery chirp for up to eight hours. Alarm Silence: Silence alarm for several minutes. Optipath 360 technology™ provides 360 degrees of direct access to the smoke sensing chamber. It also features tamper resistant locking pins that lock the alarm to the mounting bracket and/or the battery drawer to prevent removal of battery. Battery installation and removal can occur while the unit is mounted to the ceiling or wall via the slide out battery drawer. Designed for wall or ceiling mounting. Includes mounting anchors and screws.



CAT. SC05B Series



TECHNICAL SPECS

Alarm Dimensions:	5.0" dia x 2.0"H
Weight:	8.4 oz.
Operating Voltage:	2AA Alkaline Battery Powered
Temperature Range:	40°F (4°C) to 100°F (38°C)
Humidity Range:	10% to 95% relative humidity (RH)
Audio Alarm:	85dB at 10 feet
Test/Silence:	Electronically simulates smoke and CO conditions, causing the unit to alarm and temporarily silence the alarm. Press and hold test/silence button
Alarm Reset:	Automatic when smoke and/or CO clears
Smoke Sensor:	Photoelectric
CO Sensor:	Electrochemical
Indicator Lights/Sounds:	
DC Power:	Intermittent Red Light
Alarm:	Audio Alarm, rapidly flashing red light by corresponding smoke or CO indicator light
Listing:	Listed to UL217 and 2034 Standards

ARCHITECTURAL AND ENGINEERING SPEC

The smoke/CO combination alarm shall be a First Alert Model SC05 and shall provide at a minimum the following features and functions:

1. A Photoelectric smoke sensing chamber and an electrochemical CO sensor.
2. The unit shall have a lower and varying horn frequency to make it easier for the elderly with normal age related hearing loss to better hear the horn
3. The unit shall have an "End of Life" signal. This signal should be capable of temporarily being silenced for up to 2 days. After about 2 days, the signal will resume. After about 2-3 weeks the signal cannot be silenced.
4. Fully screened smoke sensing chamber to resist entry of small insects thereby reducing the probability of unwanted alarms and be capable of self restoring.
5. Powered by supervised 2 AA alkaline batteries and a solid state piezo horn rated at 85dB at 10 ft.
6. A visual green LED power-on indicator to confirm unit is receiving power. A visual red indicator to show unit is alarm.
7. A full function test button should check all alarm functions by simulating a smoke and CO condition, causing the unit to alarm.
8. Two Silence features - Low Battery Silence: Silence low battery chirp for up to 8 hours. Alarm Silence: Temporarily silence unwanted nuisance alarms.
9. Optipath 360 Technology™ - provides 360 degrees of direct access to the smoke sensing chambers.
10. Two Locking features - tamper resistant locking pins that lock battery drawer and/or alarm to mounting bracket.
11. The unit shall be capable of operating between 40°F (4°C) and 100°F (38°C) and relative humidity between 10% and 95%.
12. The unit shall contain mounting hardware and shall be listed for wall or ceiling mounting.
13. The unit shall at a minimum meet the requirements of UL217, UL2034, CSFM, NFPA 72, NFPA 720, NFPA 101, ICC

SHIPPING SPECS:

Individual Carton Dimensions	5.13 "L x 2.380"W x 5.13"H
Weight	0.66lbs.
Cube	0.036 ft3
UPC	0 29054 00347 8
Master Carton Dimensions	10.750"L x 7.880"W x 11.06"H
Master Pack	12
Weight	8.4lbs.
Cube	0.542 ft3
I2 of 5	700 29054 00347 7

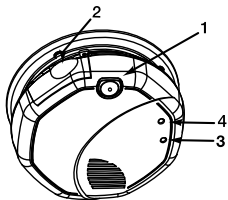
Pallet Information

Cases per Layer	22
Number of Layers	4
Cases per Pallet	88
Units per Pallet	1,056
Cube	53.9 ft3
Weight	804 lbs.

INSTALLATION OF ALARM

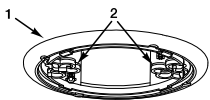
Installation of this alarm must conform to NFPA 72 and NFPA 720. Always check your local building codes. Follow all instructions for placement as outlined in the user's manual.

THE PARTS OF THIS SMOKE/CO ALARM



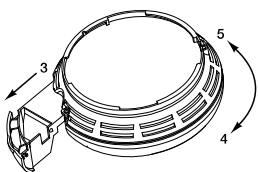
TOP OF ALARM

1. Test/Silence button & remote control sensor
2. Slide-open battery drawer
3. Power/smoke alarm light
4. CO alarm light




BOTTOM OF ALARM

1. Mounting bracket
2. Mounting Slots
3. Battery Drawer - Install 2 AA batteries here
4. Turn this way to remove from bracket
5. Turn this way to attach to bracket

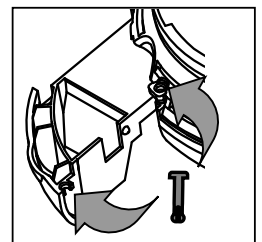
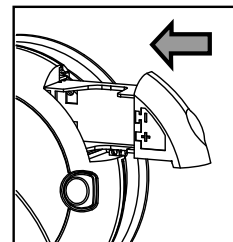


BATTERY DRAWER LOCK

Remove Pin from Mounting Bracket



Close Door. Insert Pin in Holes through alarm and Battery Drawer



©2009 BRK Brands, Inc. a Jarden Corporation
Company (NYSE: JAH)
3901 Liberty Street Road
Aurora, IL 60504-8122
All rights reserved

First Alert is a registered trademark of the First Alert Trust
BRK is a registered trademark of BRK Brands, Inc.
CM2954