



Project: \_\_\_\_\_

Fixture Type: \_\_\_\_\_

Location: \_\_\_\_\_

Contact/Phone: \_\_\_\_\_

# 4" VERTICAL COMPACT FLUORESCENT HOUSING

26W COMPACT FLUORESCENT LAMP

**PL426EU**

## PRODUCT DESCRIPTION

PL Housing design for use in non-insulated areas • If installed where insulation is present, the insulation must be pulled back 3" from all sides of the PL housing.

## PRODUCT SPECIFICATIONS

**Lamp** One 26W Triple Tube (4-pin) CFL lamp (CFTR26W/GX24q).

**Socket** Fixed mounted socket attaches to top of housing.

**Ballast** 120V thru 277V HPF Rapid Start Electronic with end-of-life lamp protection • UL listed/CSA certified.

**Trims** Trim selection shown on reverse.

**Labels** UL listed for through-branch wiring and damp locations • Union made • UL and C-UL Listed • Trims 11, 12, 4101 and 4102 are wet location approved for covered ceiling applications.

**Testing** All reports are based on published industry procedures; field performance may differ from laboratory performance.

Product specifications subject to change without notice.

## INSTALLATION

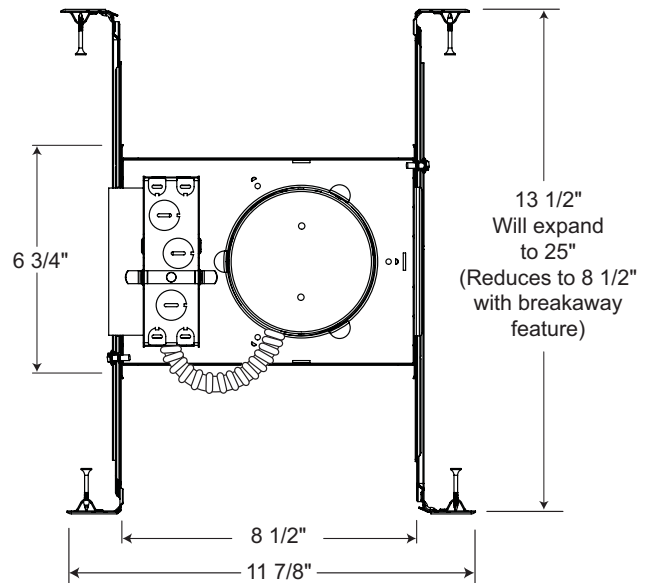
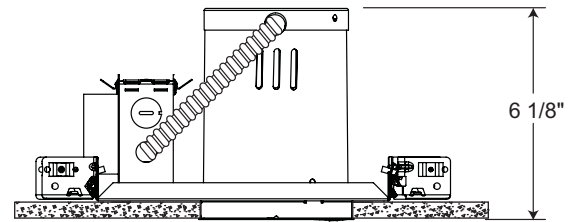
**Real Nail 3 Bar Hangers** Telescoping, patented Real Nail® 3 system permits quick placement of housing anywhere within 24" O.C. joists or suspended ceilings • Integral T-bar notch and clip secures housing in suspended ceiling grid – no accessory clips required • 24" expansion stop allows quick placement of fixture in standard grid spacing • Bars scored in two locations for fast, clean breaking, allowing housing installation in tight applications • Bars captive to mounting frame • Edge-mounted for extra strength • Captive bugle-headed ring shank nail for quick one-step installation and easy removal with claw hammer for fixture relocation • Quick-Loc slot and oversized locking set screw lock fixture in position • Bar hanger foot contoured to align to bottom of construction joist • Alternate mounting holes included.

**Junction Box** Pre-wired junction box provided with (5) ½" and (1) ¾" knockouts, (4) Non-metallic sheathed cable connectors and ground wire, UL and C-UL Listed for through-branch wiring, maximum (8) No. 12 AWG 90° C branch circuit conductors (4 in, 4 out) • Junction box provided with removable access plates • Knockouts equipped with pryout slots.

**Mounting Frame** 22-gauge die-formed galvanized steel mounting frame • Rough-in section (junction box, mounting frame, housing ballast and bar hangers) fully assembled for ease of installation.

**Housing** Aluminum housing is vertically adjustable to accommodate up to a 1" ceiling thickness.

## DIMENSIONS



4 1/2" CEILING CUTOUT













## PRODUCT CODES

Catalog Number	Input Voltage	Lamp Rating (max.)	Ballast
PL426EU	120V - 277V	26W Triple Tube (4-pin) CFL	HPF

# 4" VERTICAL COMPACT FLUORESCENT HOUSING

## 26W COMPACT FLUORESCENT LAMP PL426EU

### TRIMS/LAMPS

Cat. No.	Description	Max. Lamp Rating	Cat. No.	Description	Max. Lamp Rating
 <b>11-WH ♦</b>	Drop Opal	26W Triple Tube (4-pin) CFL lamp	 <b>4101-WH ♦</b> <b>4101-SC ♦</b> <b>4101-ABZ ♦</b>	Beveled Dome Shower Beveled Dome Shower Beveled Dome Shower	26W Triple Tube (4-pin) CFL lamp
 <b>13-WH</b>	2" Pinhole with Integral Shield	26W Triple Tube (4-pin) CFL lamp	 <b>4102-WH ♦</b> <b>4102-SC ♦</b> <b>4102-ABZ ♦</b>	Beveled Shower Beveled Shower Beveled Shower	26W Triple Tube (4-pin) CFL lamp
 <b>14B-WH</b> <b>14B-SC</b> <b>14B-ABZ</b> <b>14B-BL</b> <b>14W-WH</b>	Black Baffle Black Baffle Black Baffle Black Baffle White Baffle	26W Triple Tube (4-pin) CFL lamp	 <b>4103FROST-WH</b> <b>4103FROST-SC</b>	Beveled Cylinder Beveled Cylinder	26W Triple Tube (4-pin) CFL lamp
 <b>17CLI-WH</b> <b>17G-WH</b> <b>17B-WH</b> <b>17PT-SC</b> <b>17W-WH</b> <b>17HZ-WH</b> <b>17WHZ-WH</b> <b>17WHZ-ABZ</b>	Cone - Clear Low Iridescent Alzak® Cone - Gold Alzak® Cone - Black Alzak® Cone - Pewter Alzak® Cone - Gloss White Cone - Haze Cone - Wheat Haze Cone - Wheat Haze	26W Triple Tube (4-pin) CFL lamp	 <b>4104HZ-SC</b> <b>4104WHZ-ABZ</b>	Beveled Cone Beveled Cone	26W Triple Tube (4-pin) CFL lamp
 <b>170CLI-WH</b> <b>170HZ-WH</b> <b>170WHZ-WH</b>	Cone - Clear Low Iridescent Alzak® Cone - Haze Cone - Wheat Haze	26W Triple Tube (4-pin) CFL lamp	 <b>4150MESH-SC</b>	Cylinder	26W Triple Tube (4-pin) CFL lamp
Optimized for CFL			Trim Size: 5" O.D. Trim Finish: ABZ - Classic Aged Bronze, BL - Black, SC - Satin Chrome, WH - White. Alzak is a registered trademark of Alcoa Corp. Note: In Canada when insulation is present, Type IC fixtures must be used.		
 <b>140B-WH</b> <b>140W-WH</b>	Black Baffle White Baffle	26W Triple Tube (4-pin) CFL lamp	♦ UL Listed for use in wet location.		
Optimized for CFL					
 <b>12W-WH ♦</b> <b>12W-SC ♦</b> <b>12W-ABZ ♦</b>	Shower Trim, frosted perimeter lens Shower Trim, frosted perimeter lens Shower Trim, frosted perimeter lens	26W Triple Tube (4-pin) CFL lamp			